












Борфрезы
Rotary burs






1



ИНСТРУМЕНТ - ГРУППА 1
TOOL - GROUP 1
СТАНДАРТНЫЕ БОРФРЕЗЫ / STANDARD ROTARY BURS


| Форма <i>Shape</i> | Размер хвостовика <i>Shank dimensions</i> | Арт.№ <i>Code</i> | Стр. <i>Page</i> | |
|---|--|----------------------|---------------------|---|
| ZYA Цилиндр <i>Cylindrical</i> | Ø 2,35 mm | 20 | 41 |  |
| | Ø 3,00 mm | 40 | 41 | |
| | Стандарт / <i>Standard</i> | 30 | 41 | |
| | Дл.хвостовика / <i>Shank length</i> 100 mm | 30-100 | 55 | |
| | Дл.хвостовика / <i>Shank length</i> 150 mm | 30-150 | 57 | |
| Дл.хвостовика / <i>Shank length</i> 300 mm | 30-300 | 59 | | |
| ZYA/ST Цилиндр с торцевыми зубьями <i>Cylindrical end cut</i> | Ø 2,35 mm | 20-ST | 42 |  |
| | Ø 3,00 mm | 40-ST | 42 | |
| | Стандарт / <i>Standard</i> | 30-ST | 42 | |
| | Дл.хвостовика / <i>Shank length</i> 100 mm | 30-ST100 | 55 | |
| | Дл.хвостовика / <i>Shank length</i> 150 mm | 30-ST150 | 57 | |
| Дл.хвостовика / <i>Shank length</i> 300 mm | 30-ST300 | 59 | | |
| WRC Цилиндр с радиус. торцем <i>radius end</i> | Ø 2,35 mm | 21 | 43 |  |
| | Ø 3,00 mm | 41 | 43 | |
| | Стандарт / <i>Standard</i> | 31 | 43 | |
| | Дл.хвостовика / <i>Shank length</i> 100 mm | 31-100 | 55 | |
| | Дл.хвостовика / <i>Shank length</i> 150 mm | 31-150 | 57 | |
| Дл.хвостовика / <i>Shank length</i> 300 mm | 31-300 | 59 | | |
| KEL-14° С радиус. тоцем <i>Taper radius end</i> | Ø 2,35 mm | 22 | 44 |  |
| | Ø 3,00 mm | 42 | 44 | |
| | Стандарт / <i>Standard</i> | 32 | 44 | |
| | Дл.хвостовика / <i>Shank length</i> 100 mm | 32-100 | 55 | |
| | Дл.хвостовика / <i>Shank length</i> 150 mm | 32-150 | 57 | |
| Дл.хвостовика / <i>Shank length</i> 300 mm | 32-300 | 59 | | |
| RBF Пламевидная с радиус. торцем <i>tree shape radius end</i> | Ø 2,35 mm | 23 | 45 |  |
| | Ø 3,00 mm | 43 | 45 | |
| | Дл.хвостовика / <i>Standard</i> | 33 | 45 | |
| | Дл.хвостовика / <i>Shank length</i> 100 mm | 33-100 | 56 | |
| | Дл.хвостовика / <i>Shank length</i> 150 mm | 33-150 | 58 | |
| Дл.хвостовика / <i>Shank length</i> 300 mm | 33-300 | 60 | | |
| SPG Пламевидная с заостренной головкой <i>Tree shape pointed end</i> | Ø 2,35 mm | 24 | 46 |  |
| | Ø 3,00 mm | 44 | 46 | |
| | Стандарт / <i>Standard</i> | 34 | 46 | |
| | Дл.хвостовика / <i>Shank length</i> 100 mm | 34-100 | 56 | |
| | Дл.хвостовика / <i>Shank length</i> 150 mm | 34-150 | 58 | |
| Дл.хвостовика / <i>Shank length</i> 300 mm | 34-300 | 60 | | |
| SKM Конус <i>Conical</i> | Ø 2,35 mm | 25 | 47 |  |
| | Ø 3,00 mm | 45 | 47 | |
| | Стандарт / <i>Standard</i> | 35 | 47 | |
| KSK-90° Конус <i>90° Conical</i> | Ø 2,35 mm | 26-90° | 48 |  |
| | Ø 3,00 mm | 46-90° | 48 | |
| | Стандарт / <i>Standard</i> | 36-90° | 48 | |

СТАНДАРТНЫЕ БОРФРЕЗЫ / STANDARD ROTARY BURS

| Форма <i>Shape</i> | Размер хвостовика <i>Shank dimensions</i> | Арт.№ <i>Code</i> | Страница <i>Page</i> | | |
|---|--|----------------------|---|---|----|
| KSJ-60° Конус <i>60° Conical</i> | Ø 2,35 mm | 26-60° | 49 |  | |
| | Ø 3,00 mm | 46-60° | 49 | | |
| | Стандарт / <i>Standard</i> | 36-60° | 49 | | |
| TRE Овал <i>Oval</i> | Ø 2,35 mm | 27 | 50 |  | |
| | Ø 3,00 mm | 47 | 50 | | |
| | Стандарт / <i>Standard</i> | 37 | 50 | | |
| | Дл.хвостовика / <i>Shank length</i> 100 mm | 37-100 | 56 | | |
| | Дл.хвостовика / <i>Shank length</i> 150 mm | 37-150 | 58 | | |
| KUD Сфера <i>Ball</i> | Ø 2,35 mm | 28 | 51 |  | |
| | Ø 3,00 mm | 48 | 51 | | |
| | Стандарт / <i>Standard</i> | 38 | 51 | | |
| | Дл.хвостовика / <i>Shank length</i> 100 mm | 38-100 | 56 | | |
| | Дл.хвостовика / <i>Shank length</i> 150 mm | 38-150 | 58 | | |
| WKN Обратный конус 15° <i>Inverted cone</i> | Ø 2,35 mm | 29 | 52 |  | |
| | Ø 3,00 mm | 49 | 52 | | |
| | Стандарт / <i>Standard</i> | 39 | 52 | | |
| | WKN/ST Обратный конус 15° реж. торец | Ø 2,35 mm | 29-ST | | 53 |
| | | Ø 3,00 mm | 49-ST | | 53 |
| Стандарт / <i>Standard</i> | 39-ST | 53 |  | | |



1

НАБОРЫ И АКЦЕССУАРЫ / SETS & ACCESSORIES

| | | Арт.№ <i>Code</i> | Стр. <i>Page</i> | |
|----------------------------------|-------|----------------------|---------------------|---|
| Наборы <i>Sets</i> | №. 10 | 10 | 54 |  |
| | №. 11 | 11 | 54 | |
| | №. 12 | 12 | 54 | |
| набор с пневмо. шлиф. машиной | №. 13 | 13 | 54 | |






ИНСТРУМЕНТ - ГРУППА1 TOOL - GROUP 1

БОРФРЕЗЫ ДЛЯ ШТАМПОВ, ПРЕСС ФОРМ - СТП/ MOULD, TOOL AND DIE MAKING ROTARY BURS - INT.STAND.







| Форма <i>Shape</i> | Размер хвостовика <i>Shank dimensions</i> | Арт.№ <i>Code</i> | Стр. <i>Page</i> | |
|-------------------------------|--|----------------------|---------------------|---|
| Цилиндр <i>Cylindrical</i> | Тип насечки 4 <i>Cut type</i> | 40ST-4 | 61-62 |  |
| Цилиндр <i>Cylindrical</i> | тип насечки 6 <i>Cut type</i> | 40ST-6 | 61-62 |  |

1

СПЕЦИАЛЬНЫЕ БОРФРЕЗЫ - СТП/ SPECIAL ROTARY BURS - INTERNAL STANDARD

| Форма <i>Shape</i> | Размер хвостовика <i>Shank dimensions</i> | Арт.№ <i>Code</i> | Стр. <i>Page</i> | |
|---|---|--|---------------------|---|
| Внутреннее шлифование <i>Internal grinding tools</i> | СТП <i>Internal standard</i> | 112 | 63 |  |
| Внутреннее шлифование <i>Internal grinding tools</i> | СТП <i>Internal standard</i> | 113 | 63 |  |
| Пазовая фреза угловая <i>Groove cutters</i> | СТП - 6,00 mm <i>Internal standard</i> | 114-60° 114-100° 114-110° | 64 64 64 |  |
| Пазовая радиусная фре- за <i>Radius groove cutters</i> | СТП - 6,00 mm <i>Internal standard 6,00 mm</i> | 115 | 65 |  |
| Диск <i>Disc cutters</i> | СТП - 6,00 mm <i>Internal standard 6,00 mm</i> | 116 | 65 |  |

Скорость резания (нормативные значения) для борфрез Cerin Cutting speeds (approximative values) for Cerin rotary burs

| Материал Material | VHM VC м/мин | Cer-T VC м/мин | Тип насечки Cut type | |
|--------------------------|--------------------|-------------------|-----------------------------|---|
| < 400N/mm ² | 800 - 1000 | 800 - 1000 | Тип насечки 1 Cut type 1 |  |
| < 705N/mm ² | 600 - 800 | 800 - 1000 | | |
| Титан - Сплавы титана | max = 2000 об/мин | | | ① |
| < 400N/mm ² | 650 - 800 | 650 - 1000 | Тип насечки 2 Cut type 2 |  |
| < 850N/mm ² | 500 - 650 | 600 - 800 | | |
| Титан - Сплавы титана | max = 2000 об/мин. | | | ② |
| < 705 N/mm ² | 500 - 650 | 600 - 800 | Тип насечки 3 Cut type 3 |  |
| < 1125N/mm ² | 400 - 500 | 400 - 600 | | |
| < 46 HRC | 200 - 450 | 300 - 500 | | |
| Титан - Сплавы титана | max = 2000 об/мин. | | | ③ |
| < 850 N/mm ² | 450 - 650 | 500 - 750 | Тип насечки 4 Cut type 4 |  |
| <1125 N/mm ² | 350 - 500 | 400 - 600 | | |
| < 46 HRC | 250 - 350 | 250 - 500 | | |
| < 418 HB | 200 - 350 | 300 - 450 | | |
| Титан - Сплавы титана | max = 2000 об/мин. | | | ④ |
| < 1125N/mm ² | 350 - 600 | 400 - 600 | Тип насечки 5 Cut type 5 |  |
| < 1450 N/mm ² | 250 - 300 | 250 - 400 | | |
| < 2050 N/mm ² | 150 - 250 | 150 - 300 | | |
| < 66HRC | 150 - 300 | 200 - 400 | | |
| Титан - Сплавы титана | max = 2000 об/мин. | | | ⑤ |
| < 705 N/mm ² | 500 - 650 | 600 - 800 | Тип насечки 6 Cut type 6 |  |
| <1125N/mm ² | 300 - 500 | 400 - 600 | | |
| < 46 HRC | 200 - 450 | 300 - 500 | | |
| Титан - Сплавы титана | max = 2000 U/min. | | | ⑥ |

* Внимание! Титан - Сплавы титана max. n = 2000 (об/мин)

* Attention! Titanium and Titanium alloys max. n = 2000 rpm

Скорость резания - Частота вращения Cutting speeds - Revolution speeds

Формула: скорость резания Vc (m/min) - Обороты в минуту (об/мин)

Formula: cutting speed Vc (m/min) - Revolution per minute n (U/min)

$$V_c \text{ (m/min)} = \frac{\varnothing D_c \text{ (mm)} \times 3,14 \times n \text{ /min}}{1000}$$

$$n \text{ (об/мин)} = \frac{V_c \text{ (m/min)} \times 1000}{\varnothing D_c \text{ (mm)} \times 3,14}$$

| V _c m/min | D _c mm | | | | | | | | | |
|-------------------------|---------------------------------|--------|-------|-------|-------|-------|-------|-------|-------|-------|
| | 2,35 | 3,00 | 4,00 | 5,00 | 6,00 | 8,00 | 10,00 | 12,00 | 16,00 | 20,00 |
| | обороты n (об/мин) / Revolution | | | | | | | | | |
| 100 | 13550 | 10616 | 7962 | 6369 | 5308 | 3981 | 3185 | 2654 | 1990 | 1592 |
| 150 | 20325 | 15924 | 11943 | 9554 | 7962 | 5971 | 4777 | 3981 | 2986 | 2389 |
| 200 | 27100 | 21231 | 15924 | 12739 | 10616 | 7962 | 6369 | 5308 | 3981 | 3185 |
| 250 | 33875 | 26539 | 19904 | 15924 | 13270 | 9952 | 7962 | 6635 | 4976 | 3981 |
| 300 | 40650 | 31847 | 23885 | 19108 | 15924 | 11943 | 9554 | 7962 | 5971 | 4777 |
| 350 | 47425 | 37155 | 27866 | 22293 | 18577 | 13933 | 11146 | 9289 | 6967 | 5573 |
| 400 | 54201 | 42463 | 31847 | 25478 | 21231 | 15924 | 12739 | 10616 | 7962 | 6369 |
| 500 | 67751 | 53079 | 39809 | 31847 | 26539 | 19904 | 15924 | 13270 | 9952 | 7962 |
| 600 | 81301 | 63694 | 47771 | 38217 | 31847 | 23885 | 19108 | 15924 | 11943 | 9554 |
| 700 | 94851 | 74310 | 55732 | 44586 | 37155 | 27866 | 22293 | 18577 | 13933 | 11146 |
| 800 | 108401 | 84926 | 63694 | 50955 | 42463 | 31847 | 25478 | 21231 | 15924 | 12739 |
| 900 | 121951 | 95541 | 71656 | 57325 | 47771 | 35828 | 28662 | 23885 | 17914 | 14331 |
| 1000 | 135501 | 106157 | 79618 | 63694 | 53079 | 39809 | 31847 | 26539 | 19904 | 15924 |

* Внимание! Титан и Титановый сплав max. n = 2000 (U/min)

* Attention! Titanium and Titanium alloys max. n = 2000 rpm

Тип насечки для борфрез Cerin Cut types of Cerin rotary burs

1

Тип насечки 1 - Алюминий Cut type 1 - Aluminium




Особенно хорошо подходит для алюминия, магния, пластмассы, древесины и твердой резины.

Специальная конструкция зуба и радиальная геометрия облегчают удаление стружки, таким образом предотвращая засорение инструмента.

Particularly suitable for working on aluminium, magnesium, plastic, and hard rubber. Gives high cutter efficiency, with good removal of material. The specific features of this type of cut facilitate rapid removal of chips preventing these from clogging the tool.


Тип насечки 2 - Крупный Cut type 2 - Course



Этот вид насечки является промежуточным между 1 и 3, рекомендуется для мягких материалов: бронзы, латуни, олова, цинка, меди и других легко удаляемых материалов. Для материалов, образующих длинную стружку данный тип должен использоваться с стружколомом.

This type of cut is intermediate between cut 1 and cut 3 and, it is recommended for soft materials, bronze, brass, tin, zinc, copper and other easily removable materials. For long chipping material this cut should be used with chip breaker.

Тип насечки 3 - Средний / Стандарт Cut type 3 - Medium




Стандартный тип насечки подходит для стали до 56 HRC, литой стали, стальных сплавов, сварных швов и почти всех металлических материалов. Этот тип позволяет достичь оптимальных режимов резания и хорошего качества поверхности.

Standard cut Suitable for steel (including tempered) cast steel, weld seams, and in general almost all metallic materials.

To gether with optimum efficiency, it gives a good surface finish.

Стружколом Chip breaker




Может быть выполнен на всех фрезах с одинарной насечкой. Рекомендуется использовать для обработки материалов, образующих длинную стружку. По требованию борфрезы Cerin с насечками типа 1-2-3 и 5 могут поставляться со стружколомом с небольшим увеличением цены.

This can be executed on all single cut file cutters. Use is recommended for working of materials which produce long chips. Upon request, Cerin rotary burs with cut type 1-2-3 and 5 can be supplied with chip breaker with a small additional price.


Тип насечки для борфрез Cerin Cut types of Cerin rotary burs

Тип насечки 4 - Алмазная Cut type 4 - Diamond




Рекомендуется для высоколегированной стали, нержавеющей стали, магниевых сплавов, серого чугуна и CrNi сталей. Особенности геометрии данной насечки обеспечивают значительное проникновение в материал с лучшей способностью удаления стружки. Данная насечка позволяет избежать формирования настоящей стружки благодаря измельчению удаленного материала и, таким образом, избавляет оператора от недостатков связанных с данной операцией. Recommended for high alloy steel, stainless steel, magnesium alloys, grey cast iron and CrNi steels. Its particular geometry allows considerable material penetration with a removal capacity greater than the standard cut. It avoids the formation of true

Тип насечки 5 - Мелкозернистая Cut type 5 - Fine




Мелкозернистая насечка особенно подходит для закаленной стали до 66 HRC и для получения высокого качества поверхности. Fine cut. Particularly suitable for tempered steel up to 66 HRC and for obtaining high surface finish.

Тип насечки 6 - Перекрёстная Cut type 6 - Double cut



Универсальная насечка подходит для работы практически на всех металлических материалах, в том числе отпущенных сталей и коррозионно-стойких материалов. Уменьшает вибрацию и дает лучший контроль реза во время работы. Значительный потенциал удаления с хорошей обработкой поверхности. Universal cut suitable for working on almost metallic materials, including tempered steels and corrosion resistant material. Reduces vibration and gives a better control of the cutter during working. Considerable removal capacity with good surface finish.

Торцевая насечка Frontal teeth



По требованию борфрезы Cerin 30 и 39 могут поставляться с торцевыми зубьями. Используются, если фронтальный материал должен быть удален. Cerin rotary burs type 30 and 39 can be supplied with end cut upon request. Used if frontal material has to be removed.

ОПИСАНИЕ СИМВОЛОВ ICONS (SYMBOLS) DESCRIPTION


1

| | | | |
|---|--|---|--|
| Марка твёрдого сплава <i>Carbide grade</i> | | Пример применения <i>Application example</i> | |
| Размер DIN 8033 <i>Dimensions similar to DIN 8033</i> | | Пример применения <i>Application example</i> | |
| Стандарт предприятия СТП <i>Internal standard (WN)</i> | | Пример применения <i>Application example</i> | |
| Стандарт предприятия СТП, длинные <i>Internal standard long</i> | | Пример применения <i>Application example</i> | |
| Стандарт предприятия СТП, экстрa длинные <i>Internal standard extra long</i> | | Пример применения <i>Application example</i> | |
| Стандарт предприятия СТП, экстрa длинные <i>Internal standard extra long</i> | | Пример применения <i>Application example</i> | |
| С эмульсией <i>With emulsion</i> | | Пример применения <i>Application example</i> | |
| Сухое резание <i>Dry machining</i> | | Пример применения <i>Application example</i> | |
| С сжатым воздухом <i>With compressed air</i> | | Пример применения <i>Application example</i> | |
| Пример применения <i>Application example</i> | | Пример применения <i>Application example</i> | |
| Пример применения <i>Application example</i> | | Пример применения <i>Application example</i> | |
| Пример применения <i>Application example</i> | | Пример применения <i>Application example</i> | |
| Пример применения <i>Application example</i> | | Пример применения <i>Application example</i> | |
| Пример применения <i>Application example</i> | | Пример применения <i>Application example</i> | |

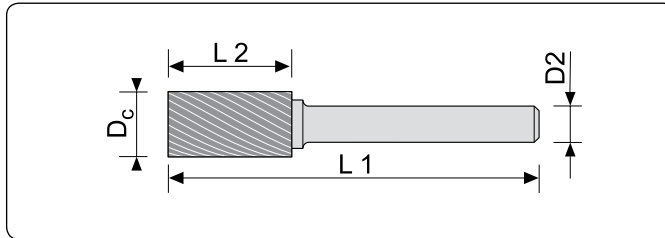
ОПИСАНИЕ СИМВОЛОВ ICONS (SYMBOLS) DESCRIPTION

| | | | |
|---|--|--|--|
| Пример применения <i>Application example</i> | | Внимание! Снижение скорости резания <i>Attention! Reduced cutting speed</i> | |
| Пример применения <i>Application example</i> | | Пример применения <i>Application example</i> | |
| Пример применения I <i>Application example</i> | | Пример применения <i>Application example</i> | |
| Пример применения <i>Application example</i> | | Пример применения <i>Application example</i> | |
| Пример применения <i>Application example</i> | | Пример применения <i>Application example</i> | |
| Пример применения <i>Application example</i> | | Пример применения <i>Application example</i> | |
| Пример применения <i>Application example</i> | | Пример применения <i>Application example</i> | |
| Пример применения <i>Application example</i> | | Пример применения <i>Application example</i> | |
| Пример применения <i>Application example</i> | | Пример применения <i>Application example</i> | |
| Пример применения <i>Application example</i> | | Пример применения <i>Application example</i> | |
| Пример применения <i>Application example</i> | | Пример применения <i>Application example</i> | |
| Пример применения <i>Application example</i> | | Пример применения <i>Application example</i> | |
| Пример применения <i>Application example</i> | | Пример применения <i>Application example</i> | |
| Пример применения <i>Application example</i> | | Пример применения <i>Application example</i> | |
| Пример применения <i>Application example</i> | | Пример применения <i>Application example</i> | |
| Длина инструмента <i>Tool length</i> | | Пример применения <i>Application example</i> | |
| Длина инструмента <i>Tool length</i> | | Пример применения <i>Application example</i> | |
| Длина инструмента <i>Tool length</i> | | Пример применения <i>Application example</i> | |
| Длина инструмента <i>Tool length</i> | | Пример применения <i>Application example</i> | |

Форма ZYA - Цилиндр без торцевых зубьев
Shape ZYA - Cylindrical without end cut



Сер-Т покрытие по требованию заказчика
 Cer-T coating upon request



1


| D _c h10 | L2 | L1 | D2 h6 | Тип насечки / Cut type | | | | | | 20 | 40 | 30 |
|-----------------------|----|----|----------|------------------------|---|---|---|---|---|------------|------------|--------------|
| | | | | 1 | 2 | 3 | 4 | 5 | 6 | | | |
| 1,5 | 8 | 40 | 2,35 | | n | n | n | n | n | 2015/... | | |
| 2,35 | 12 | 40 | 2,35 | | n | n | n | n | n | 2020/... | | |
| 4 | 10 | 45 | 2,35 | | n | n | n | n | n | < 2043/... | | |
| 5 | 12 | 47 | 2,35 | | n | n | n | n | n | < 2053/... | | |
| 6 | 14 | 49 | 2,35 | | n | n | n | n | n | < 2063/... | | |
| 1,5 | 8 | 40 | 3,00 | | n | n | n | n | n | | 4015/... | |
| 2 | 10 | 40 | 3,00 | | n | n | n | n | n | | 4020/... | |
| 2,5 | 12 | 40 | 3,00 | | n | n | n | n | n | | 4025/... | |
| 3 | 14 | 40 | 3,00 | | n | n | n | n | n | | 4033/... | |
| 4 | 10 | 45 | 3,00 | | n | n | n | n | n | | < 4043/... | |
| 5 | 12 | 47 | 3,00 | | n | n | n | n | n | | < 4053/... | |
| 6 | 14 | 49 | 3,00 | | n | n | n | n | n | | < 4063/... | |
| 4 | 14 | 50 | 6,00 | n | n | n | n | n | n | | | 300406/... |
| 6 | 18 | 50 | 6,00 | n | n | n | n | n | n | | | 300606/... |
| 8 | 18 | 63 | 6,00 | n | n | n | n | n | n | | | < 300806/... |
| 10 | 20 | 65 | 6,00 | n | n | n | n | n | n | | | < 301006/... |
| 12 | 25 | 70 | 6,00 | n | n | n | n | n | n | | | < 301206/... |
| 16 | 25 | 70 | 6,00 | n | n | n | n | n | n | | | < 301606/... |
| 16 | 25 | 70 | 8,00 | n | n | n | n | n | n | | | < 301608/... |
| 20 | 25 | 70 | 6,00 | n | n | n | n | n | n | | | < 302006/... |
| 20 | 25 | 70 | 8,00 | n | n | n | n | n | n | | | < 302008/... |

< С хвостовиком из закаленной стали

< С хвостовиком из закаленной стали


... Пожалуйста, всегда указывайте тип насечки (например: 2015/4)

... Please always indicate cut type (example: 2015/4)

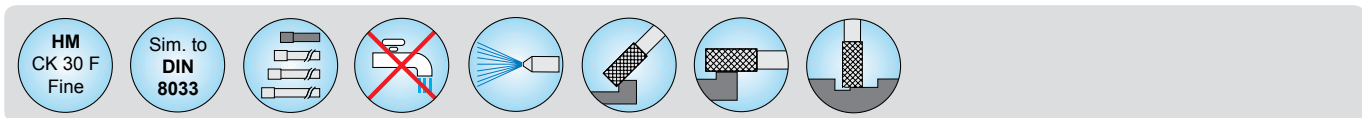
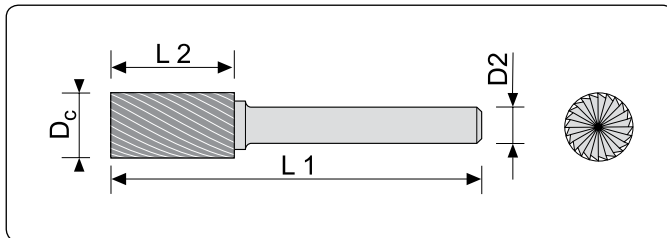


Форма ZYA/ST - Цилиндрическая с торцевыми зубьями Shape ZYA/ST - Cylindrical with end cut

1



Cer-T покрытие по требованию заказчика
Cer-T coating upon request







| D _c h10 | L2 | L1 | D2 h6 | Тип насечки / Cut type | | | | | | 20-ST | 40-ST | 30-ST |
|-----------------------|----|----|----------|------------------------|---|---|---|---|---|--------------|--------------|----------------|
| | | | | 1 | 2 | 3 | 4 | 5 | 6 | | | |
| 1,5 | 8 | 40 | 2,35 | | n | n | n | n | n | 2015/...ST | | |
| 2,35 | 12 | 40 | 2,35 | | n | n | n | n | n | 2020/...ST | | |
| 4 | 10 | 45 | 2,35 | | n | n | n | n | n | < 2043/...ST | | |
| 5 | 12 | 47 | 2,35 | | n | n | n | n | n | < 2053/...ST | | |
| 6 | 14 | 49 | 2,35 | | n | n | n | n | n | < 2063/...ST | | |
| 1,5 | 8 | 40 | 3,00 | | n | n | n | n | n | | 4015/...ST | |
| 2 | 10 | 40 | 3,00 | | n | n | n | n | n | | 4020/...ST | |
| 2,5 | 12 | 40 | 3,00 | | n | n | n | n | n | | 4025/...ST | |
| 3 | 14 | 40 | 3,00 | | n | n | n | n | n | | 4033/...ST | |
| 4 | 10 | 45 | 3,00 | | n | n | n | n | n | | < 4043/...ST | |
| 5 | 12 | 47 | 3,00 | | n | n | n | n | n | | < 4053/...ST | |
| 6 | 14 | 49 | 3,00 | | n | n | n | n | n | | < 4063/...ST | |
| 4 | 14 | 50 | 6,00 | n | n | n | n | n | n | | | 300406/...ST |
| 6 | 18 | 50 | 6,00 | n | n | n | n | n | n | | | 300606/...ST |
| 8 | 18 | 63 | 6,00 | n | n | n | n | n | n | | | < 300806/...ST |
| 10 | 20 | 65 | 6,00 | n | n | n | n | n | n | | | < 301006/...ST |
| 12 | 25 | 70 | 6,00 | n | n | n | n | n | n | | | < 301206/...ST |
| 16 | 25 | 70 | 6,00 | n | n | n | n | n | n | | | < 301606/...ST |
| 16 | 25 | 70 | 8,00 | n | n | n | n | n | n | | | < 301608/...ST |
| 20 | 25 | 70 | 6,00 | n | n | n | n | n | n | | | < 302006/...ST |
| 20 | 25 | 70 | 8,00 | n | n | n | n | n | n | | | < 302008/...ST |

< С хвостовиком из закаленной стали


< With hardened steel shank

... Пожалуйста, всегда указывайте тип насечки (например 2015/ 4)

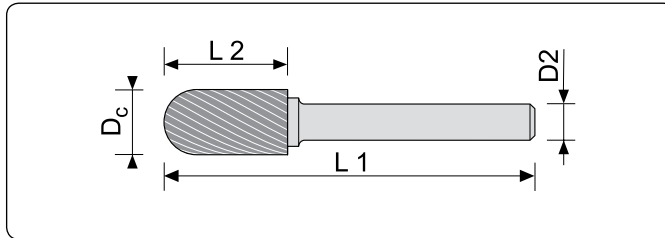
... Please always indicate cut type (example: 2015/4)



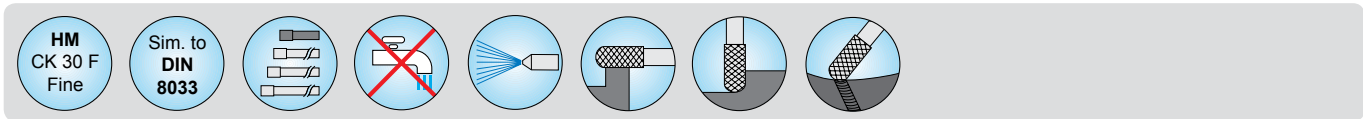
Форма WRC - Цилиндрическая с радиусным торцем
Shape WRC - Cylindrical radius end



Cer-T покрытие по требованию заказчика
Cer-T coating upon request



1








| D _c h10 | L2 | L1 | D2 h6 | Тип насечки / Cut type | | | | | | 21 | 41 | 31 |
|-----------------------|----|----|----------|------------------------|---|---|---|---|---|------------|------------|--------------|
| | | | | 1 | 2 | 3 | 4 | 5 | 6 | | | |
| 1,5 | 8 | 40 | 2,35 | | n | n | n | n | n | 2115/... | | |
| 2,35 | 12 | 40 | 2,35 | | n | n | n | n | n | 2120/... | | |
| 4 | 10 | 45 | 2,35 | | n | n | n | n | n | < 2143/... | | |
| 5 | 12 | 47 | 2,35 | | n | n | n | n | n | < 2153/... | | |
| 6 | 14 | 49 | 2,35 | | n | n | n | n | n | < 2163/... | | |
| 1,5 | 8 | 40 | 3,00 | | n | n | n | n | n | | 4115/... | |
| 2 | 10 | 40 | 3,00 | | n | n | n | n | n | | 4120/... | |
| 2,5 | 12 | 40 | 3,00 | | n | n | n | n | n | | 4125/... | |
| 3 | 14 | 40 | 3,00 | | n | n | n | n | n | | 4133/... | |
| 4 | 10 | 45 | 3,00 | | n | n | n | n | n | | < 4143/... | |
| 5 | 12 | 47 | 3,00 | | n | n | n | n | n | | < 4153/... | |
| 6 | 14 | 49 | 3,00 | | n | n | n | n | n | | < 4163/... | |
| 4 | 14 | 50 | 6,00 | n | n | n | n | n | n | | | 310406/... |
| 6 | 18 | 50 | 6,00 | n | n | n | n | n | n | | | 310606/... |
| 8 | 20 | 65 | 6,00 | n | n | n | n | n | n | | | < 310806/... |
| 10 | 20 | 65 | 6,00 | n | n | n | n | n | n | | | < 311006/... |
| 12 | 25 | 70 | 6,00 | n | n | n | n | n | n | | | < 311206/... |
| 16 | 25 | 70 | 6,00 | n | n | n | n | n | n | | | < 311606/... |
| 16 | 25 | 70 | 8,00 | n | n | n | n | n | n | | | < 311608/... |
| 20 | 25 | 70 | 6,00 | n | n | n | n | n | n | | | < 312006/... |
| 20 | 25 | 70 | 8,00 | n | n | n | n | n | n | | | < 312008/... |

< С хвостовиком из закаленной стали

< With hardened steel shank


...Пожалуйста, всегда указывайте тип насечки (например 2015/ 4)

... Please always indicate cut type (example: 2015/4)

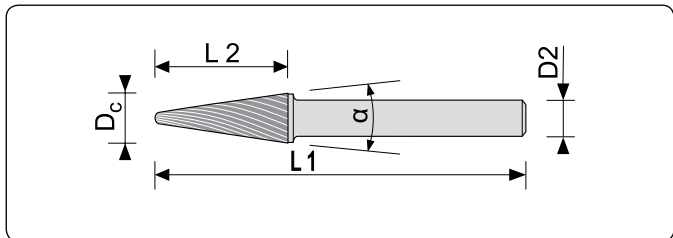


Форма KEL - Конус 14 с радиусным тоцем
Shape KEL - 14° Taper radius end

1



Cer-T покрытие по требованию заказчика
 Cer-T coating upon request







| D _c h10 | L2 | L1 | D2 h6 | α | Тип насечки / Cut type | | | | | | 22 | 42 | 32 |
|-----------------------|----|----|----------|-----|------------------------|---|---|---|---|---|------------|------------|--------------|
| | | | | | 1 | 2 | 3 | 4 | 5 | 6 | | | |
| 2,35 | 12 | 40 | 2,35 | 14° | | n | n | n | n | n | 2220/... | | |
| 4 | 14 | 49 | 2,35 | 14° | | n | n | n | n | n | < 2243/... | | |
| 5 | 16 | 51 | 2,35 | 14° | | n | n | n | n | n | < 2253/... | | |
| 6 | 20 | 55 | 2,35 | 14° | | n | n | n | n | n | < 2263/... | | |
| 3 | 14 | 40 | 3,00 | 14° | | n | n | n | n | n | | 4233/... | |
| 4 | 14 | 49 | 3,00 | 14° | | n | n | n | n | n | | < 4243/... | |
| 5 | 16 | 51 | 3,00 | 14° | | n | n | n | n | n | | < 4253/... | |
| 6 | 20 | 55 | 3,00 | 14° | | n | n | n | n | n | | < 4263/... | |
| 4 | 14 | 50 | 6,00 | 14° | n | n | n | n | n | n | | | 320406/... |
| 6 | 20 | 50 | 6,00 | 14° | n | n | n | n | n | n | | | 320606/... |
| 8 | 24 | 69 | 6,00 | 14° | n | n | n | n | n | n | | | < 320806/... |
| 10 | 28 | 73 | 6,00 | 14° | n | n | n | n | n | n | | | < 321006/... |
| 12 | 30 | 75 | 6,00 | 14° | n | n | n | n | n | n | | | < 321206/... |
| 16 | 38 | 83 | 6,00 | 14° | n | n | n | n | n | n | | | < 321606/... |
| 16 | 38 | 83 | 8,00 | 14° | n | n | n | n | n | n | | | < 321608/... |
| 20 | 42 | 87 | 6,00 | 14° | n | n | n | n | n | n | | | < 322006/... |
| 20 | 42 | 87 | 8,00 | 14° | n | n | n | n | n | n | | | < 322008/... |

< С хвостовиком из закаленной стали


< With hardened steel shank

... Пожалуйста, всегда указывайте тип насечки (например 2015/ 4)

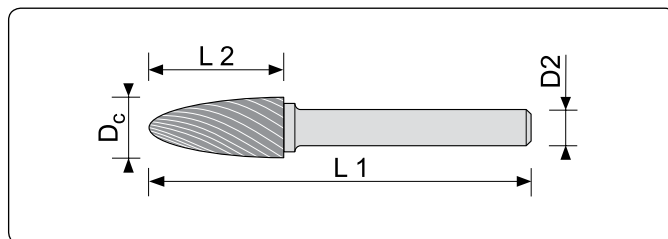
... Please always indicate cut type (example: 2015/4)



Форма RBF - Пламевидная с радиусным торцом
Shape RBF - Tree with radius end



Cer-T покрытие по требованию заказчика
 Cer-T coating upon request



1


| D _c h10 | L2 | L1 | D2 h6 | Тип насечки / Cut type | | | | | | 23 | 43 | 33 |
|-----------------------|----|----|----------|------------------------|---|---|---|---|---|------------|----------|--------------|
| | | | | 1 | 2 | 3 | 4 | 5 | 6 | | | |
| 2,35 | 12 | 40 | 2,35 | | n | n | n | n | n | 2320/... | | |
| 4 | 10 | 45 | 2,35 | | n | n | n | n | n | < 2343/... | | |
| 5 | 12 | 47 | 2,35 | | n | n | n | n | n | < 2353/... | | |
| 6 | 14 | 49 | 2,35 | | n | n | n | n | n | < 2363/... | | |
| 3 | 14 | 40 | 3,00 | | n | n | n | n | n | | 4333/... | |
| 4 | 10 | 45 | 3,00 | | n | n | n | n | n | < 4343/... | | |
| 5 | 12 | 47 | 3,00 | | n | n | n | n | n | < 4353/... | | |
| 6 | 14 | 49 | 3,00 | | n | n | n | n | n | < 4363/... | | |
| 4 | 14 | 50 | 6,00 | n | n | n | n | n | n | | | 330406/... |
| 6 | 18 | 50 | 6,00 | n | n | n | n | n | n | | | 330606/... |
| 8 | 16 | 61 | 6,00 | n | n | n | n | n | n | | | < 330806/... |
| 10 | 20 | 65 | 6,00 | n | n | n | n | n | n | | | < 331006/... |
| 12 | 25 | 70 | 6,00 | n | n | n | n | n | n | | | < 331206/... |
| 16 | 28 | 73 | 6,00 | n | n | n | n | n | n | | | < 331606/... |
| 16 | 28 | 73 | 8,00 | n | n | n | n | n | n | | | < 331608/... |
| 20 | 35 | 80 | 6,00 | n | n | n | n | n | n | | | < 332006/... |
| 20 | 35 | 80 | 8,00 | n | n | n | n | n | n | | | < 332008/... |

< С хвостовиком из закаленной стали

< With hardened steel shank


...Пожалуйста, всегда указывайте тип насечки (например 2015/ 4)

... Please always indicate cut type (example: 2015/4)

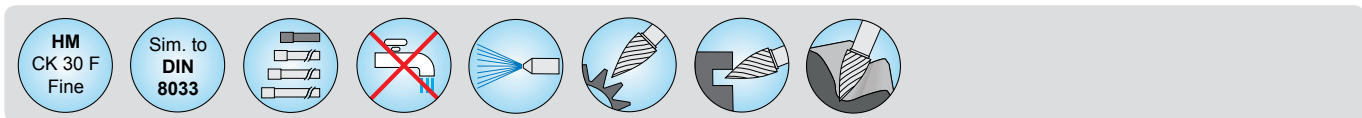
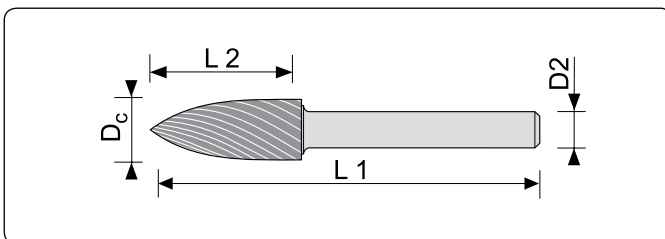


Форма SPG - Пламевидная с острым торцом Shape SPG - Tree with pointed end

1



Cer-T покрытие по требованию заказчика
Cer-T coating upon request








| D _c h10 | L2 | L1 | D2 h6 | Тип насечки / Cut type | | | | | | 24 | 44 | 34 |
|-----------------------|----|----|----------|------------------------|---|---|---|---|---|------------|------------|--------------|
| | | | | 1 | 2 | 3 | 4 | 5 | 6 | | | |
| 2,35 | 12 | 40 | 2,35 | | n | n | n | n | n | 2420/... | | |
| 4 | 10 | 45 | 2,35 | | n | n | n | n | n | < 2443/... | | |
| 5 | 12 | 47 | 2,35 | | n | n | n | n | n | < 2453/... | | |
| 6 | 14 | 49 | 2,35 | | n | n | n | n | n | < 2463/... | | |
| 3 | 14 | 40 | 3,00 | | n | n | n | n | n | | 4433/... | |
| 4 | 10 | 45 | 3,00 | | n | n | n | n | n | | < 4443/... | |
| 5 | 12 | 47 | 3,00 | | n | n | n | n | n | | < 4453/... | |
| 6 | 14 | 49 | 3,00 | | n | n | n | n | n | | < 4463/... | |
| 4 | 14 | 50 | 6,00 | n | n | n | n | n | n | | | 340406/... |
| 6 | 18 | 50 | 6,00 | n | n | n | n | n | n | | | 340606/... |
| 8 | 16 | 61 | 6,00 | n | n | n | n | n | n | | | < 340806/... |
| 10 | 20 | 65 | 6,00 | n | n | n | n | n | n | | | < 341006/... |
| 12 | 25 | 70 | 6,00 | n | n | n | n | n | n | | | < 341206/... |
| 16 | 28 | 73 | 6,00 | n | n | n | n | n | n | | | < 341606/... |
| 16 | 28 | 73 | 8,00 | n | n | n | n | n | n | | | < 341608/... |
| 20 | 40 | 85 | 6,00 | n | n | n | n | n | n | | | < 342006/... |
| 20 | 40 | 85 | 8,00 | n | n | n | n | n | n | | | < 342008/... |

< С хвостовиком из закаленной стали

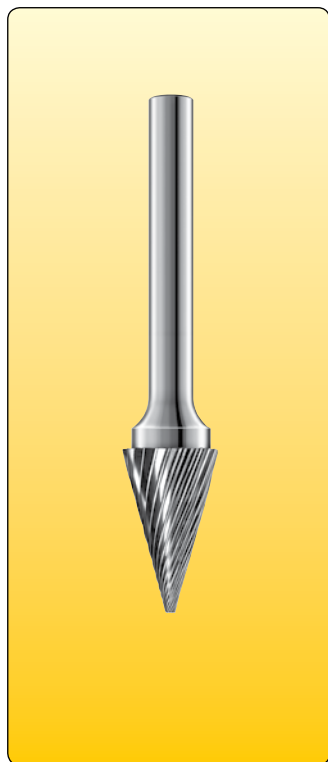
... Пожалуйста, всегда указывайте тип насечки (например 2015/ 4)

< With hardened steel shank

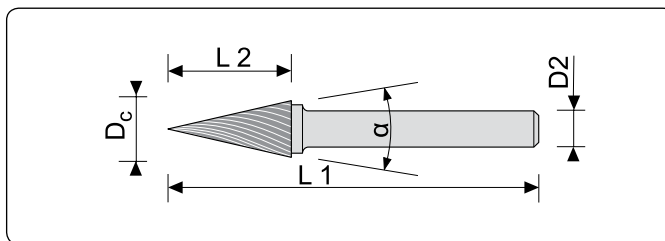
... Please always indicate cut type (example: 2015/4)



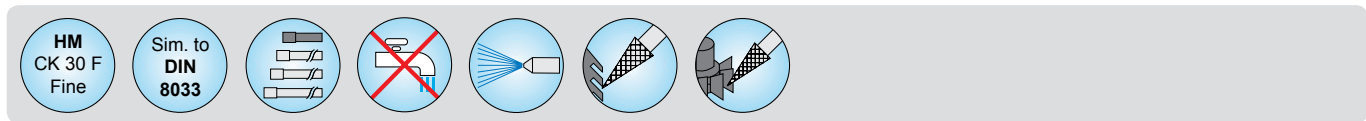
Форма SKM - Конические
Shape SKM - Conical



Cer-T покрытие по требованию заказчика
Cer-T coating upon request



1








| D _c h10 | L2 | L1 | D2 h6 | α | Тип насечки / Cut type | | | | | | 25 | 45 | 35 |
|-----------------------|----|----|----------|-----|------------------------|---|---|---|---|---|------------|------------|--------------|
| | | | | | 1 | 2 | 3 | 4 | 5 | 6 | | | |
| 2,35 | 14 | 40 | 2,35 | 10° | | n | n | n | n | n | 2520/... | | |
| 4 | 10 | 45 | 2,35 | 20° | | n | n | n | n | n | < 2543/... | | |
| 5 | 12 | 47 | 2,35 | 22° | | n | n | n | n | n | < 2553/... | | |
| 6 | 14 | 49 | 2,35 | 22° | | n | n | n | n | n | < 2563/... | | |
| 3 | 14 | 40 | 3,00 | 10° | | n | n | n | n | n | | 4533/... | |
| 4 | 10 | 45 | 3,00 | 20° | | n | n | n | n | n | | < 4543/... | |
| 5 | 12 | 47 | 3,00 | 22° | | n | n | n | n | n | | < 4553/... | |
| 6 | 14 | 49 | 3,00 | 22° | | n | n | n | n | n | | < 4563/... | |
| 4 | 12 | 50 | 6,00 | 16° | n | n | n | n | n | n | | | 350406/... |
| 6 | 18 | 50 | 6,00 | 16° | n | n | n | n | n | n | | | 350606/... |
| 8 | 15 | 60 | 6,00 | 26° | n | n | n | n | n | n | | | 350806/... |
| 10 | 18 | 63 | 6,00 | 28° | n | n | n | n | n | n | | | < 351006/... |
| 12 | 20 | 65 | 6,00 | 30° | n | n | n | n | n | n | | | < 351206/... |
| 16 | 22 | 67 | 6,00 | 38° | n | n | n | n | n | n | | | < 351606/... |
| 16 | 22 | 67 | 8,00 | 38° | n | n | n | n | n | n | | | < 351608/... |
| 20 | 24 | 69 | 6,00 | 45° | n | n | n | n | n | n | | | < 352006/... |
| 20 | 24 | 69 | 8,00 | 45° | n | n | n | n | n | n | | | < 352008/... |

< С хвостовиком из закаленной стали t

< With hardened steel shank


... Пожалуйста, всегда указывайте тип насечки (например 2015/ 4)

... Please always indicate cut type (example: 2015/4)

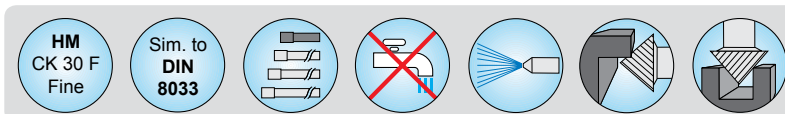
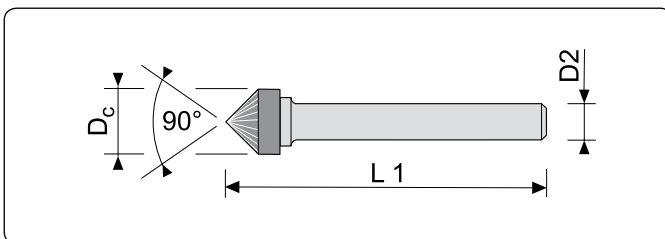


Форма KSK - Конус 90° Shape KSK - 90° Conical

1



Cer-T покрытие по требованию заказчика
Cer-T coating upon request







| D _c h10 | L1 | D2 h6 | Тип насечки / Cut type | | | | | | 26 | 46 | 36 |
|-----------------------|----|----------|------------------------|---|---|---|---|---|----------------|----------------|------------------|
| | | | 1 | 2 | 3 | 4 | 5 | 6 | | | |
| 4 | 38 | 2,35 | | n | n | n | n | n | < 2643/...-90° | | |
| 5 | 39 | 2,35 | | n | n | n | n | n | < 2653/...-90° | | |
| 6 | 40 | 2,35 | | n | n | n | n | n | < 2663/...-90° | | |
| 3 | 40 | 3,00 | | n | n | n | n | n | | 4633/...-90° | |
| 4 | 38 | 3,00 | | n | n | n | n | n | | < 4643/...-90° | |
| 5 | 39 | 3,00 | | n | n | n | n | n | | < 4653/...-90° | |
| 6 | 40 | 3,00 | | n | n | n | n | n | | < 4663/...-90° | |
| 4 | 50 | 6,00 | n | n | n | n | n | n | | | 360406/...-90° |
| 6 | 50 | 6,00 | n | n | n | n | n | n | | | 360606/...-90° |
| 8 | 53 | 6,00 | n | n | n | n | n | n | | | < 360806/...-90° |
| 10 | 54 | 6,00 | n | n | n | n | n | n | | | < 361006/...-90° |
| 12 | 56 | 6,00 | n | n | n | n | n | n | | | < 361206/...-90° |
| 16 | 59 | 6,00 | n | n | n | n | n | n | | | < 361606/...-90° |
| 20 | 62 | 6,00 | n | n | n | n | n | n | | | < 362006/...-90° |
| 20 | 62 | 8,00 | n | n | n | n | n | n | | | < 362008/...-90° |

< С хвостовиком из закаленной стали

< With hardened steel shank

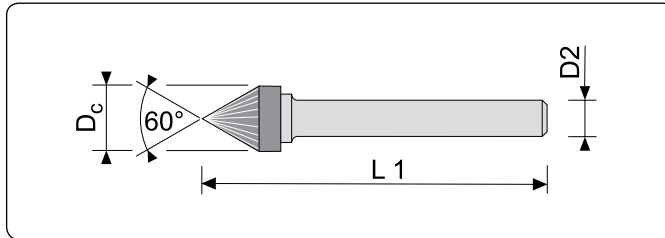
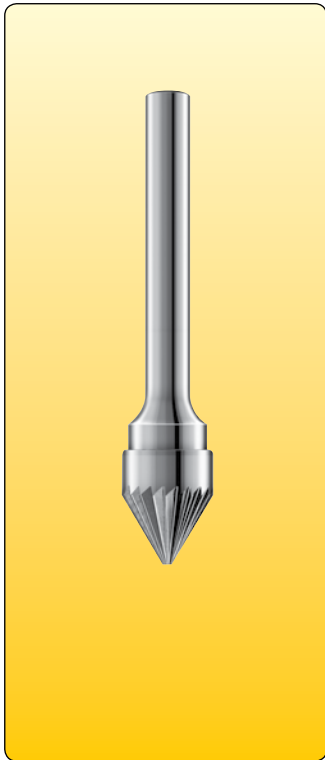
... Пожалуйста, всегда указывайте тип насечки (например 2015/ 4)

... Please always indicate cut type (example: 2015/4)



Форма KSJ - Конус 60°
Shape KSJ - 60° Conical

Cer-T покрытие по требованию заказчика
Cer-T coating upon request



1







| D _c h10 | L1 | D2 h6 | Тип насечки / Cut type | | | | | | 26 | 46 | 36 |
|-----------------------|----|----------|------------------------|---|---|---|---|---|----------------|----------------|------------------|
| | | | 1 | 2 | 3 | 4 | 5 | 6 | | | |
| 4 | 38 | 2,35 | | n | n | n | n | n | < 2643/...-60° | | |
| 5 | 39 | 2,35 | | n | n | n | n | n | < 2653/...-60° | | |
| 6 | 40 | 2,35 | | n | n | n | n | n | < 2663/...-60° | | |
| 3 | 40 | 3,00 | | n | n | n | n | n | | 4633/...-60° | |
| 4 | 38 | 3,00 | | n | n | n | n | n | | < 4643/...-60° | |
| 5 | 39 | 3,00 | | n | n | n | n | n | | < 4653/...-60° | |
| 6 | 40 | 3,00 | | n | n | n | n | n | | < 4663/...-60° | |
| 4 | 50 | 6,00 | n | n | n | n | n | n | | | 360406/...-60° |
| 6 | 50 | 6,00 | n | n | n | n | n | n | | | 360606/...-60° |
| 8 | 56 | 6,00 | n | n | n | n | n | n | | | < 360806/...-60° |
| 10 | 57 | 6,00 | n | n | n | n | n | n | | | < 361006/...-60° |
| 12 | 60 | 6,00 | n | n | n | n | n | n | | | < 361206/...-60° |
| 16 | 64 | 6,00 | n | n | n | n | n | n | | | < 361606/...-60° |
| 20 | 68 | 6,00 | n | n | n | n | n | n | | | < 362006/...-60° |
| 20 | 68 | 8,00 | n | n | n | n | n | n | | | < 362008/...-60° |

< С хвостовиком из закаленной стали

< With hardened steel shank

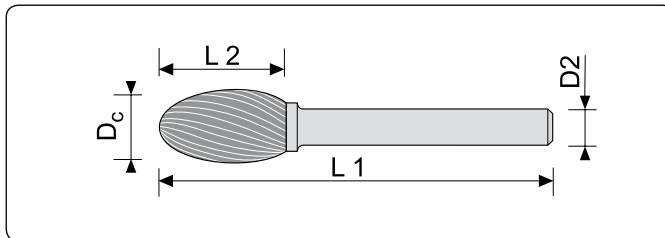
... Пожалуйста, всегда указывайте тип насечки (например 2015/ 4)

... Please always indicate cut type (example: 2015/4)



Форма TRE - Овал Shape TRE - Oval

Cer-T покрытие по требованию заказчика
Cer-T coating upon request



1








| D _c h10 | L2 | L1 | D2 h6 | Тип насечки / Cut type | | | | | | 27 | 47 | 37 |
|-----------------------|----|----|----------|------------------------|---|---|---|---|---|------------|------------|--------------|
| | | | | 1 | 2 | 3 | 4 | 5 | 6 | | | |
| 1,5 | 3 | 40 | 2,35 | | n | n | n | n | n | 2715/... | | |
| 2,35 | 4 | 40 | 2,35 | | n | n | n | n | n | 2720/... | | |
| 4 | 6 | 41 | 2,35 | | n | n | n | n | n | < 2743/... | | |
| 5 | 8 | 43 | 2,35 | | n | n | n | n | n | < 2753/... | | |
| 6 | 9 | 44 | 2,35 | | n | n | n | n | n | < 2763/... | | |
| 3 | 5 | 40 | 3,00 | | n | n | n | n | n | | 4733/... | |
| 4 | 6 | 41 | 3,00 | | n | n | n | n | n | | < 4743/... | |
| 5 | 8 | 43 | 3,00 | | n | n | n | n | n | | < 4753/... | |
| 6 | 9 | 44 | 3,00 | | n | n | n | n | n | | < 4763/... | |
| 4 | 6 | 50 | 6,00 | n | n | n | n | n | n | | | 370406/... |
| 6 | 9 | 50 | 6,00 | n | n | n | n | n | n | | | 370606/... |
| 8 | 14 | 59 | 6,00 | n | n | n | n | n | n | | | < 370806/... |
| 10 | 16 | 61 | 6,00 | n | n | n | n | n | n | | | < 371006/... |
| 12 | 21 | 66 | 6,00 | n | n | n | n | n | n | | | < 371206/... |
| 16 | 25 | 70 | 6,00 | n | n | n | n | n | n | | | < 371606/... |
| 16 | 25 | 70 | 8,00 | n | n | n | n | n | n | | | < 371608/... |
| 20 | 25 | 70 | 6,00 | n | n | n | n | n | n | | | < 372006/... |
| 20 | 25 | 70 | 8,00 | n | n | n | n | n | n | | | < 372008/... |

< С хвостовиком из закаленной стали

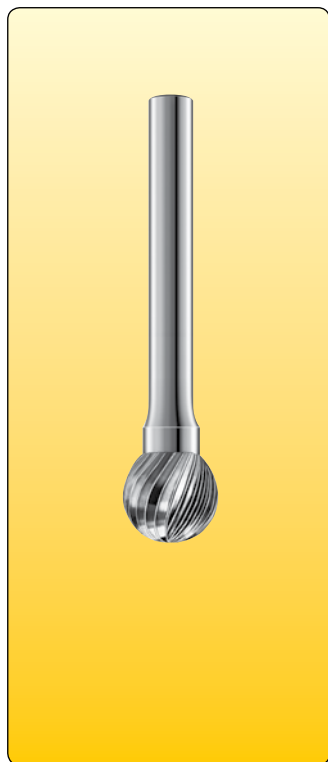
< With hardened steel shank

... Пожалуйста, всегда указывайте тип насечки (например 2015/ 4)

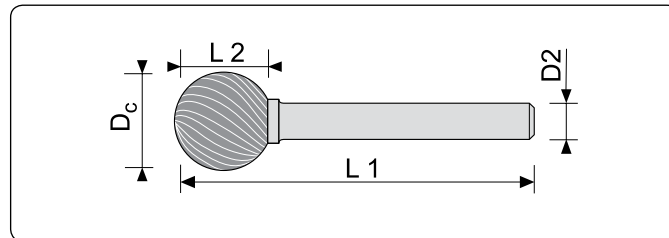
... Please always indicate cut type (example: 2015/4)



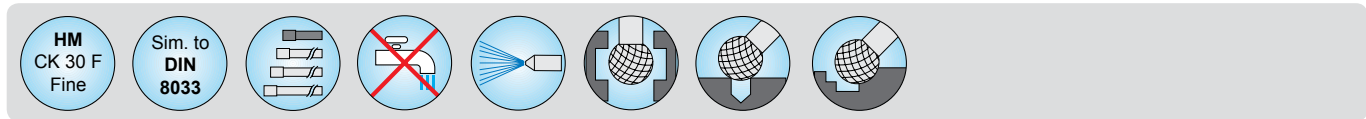
Форма KUD - Сфера
Shape KUD - Ball



Сег-Т покрытие по требованию заказчика
Cer-T coating upon request



1




| D _c h10 | L2 | L1 | D2 h6 | Тип насечки / Cut type | | | | | | 28 | 48 | 38 |
|-----------------------|-----|------|----------|------------------------|---|---|---|---|---|----------|----------|--------------|
| | | | | 1 | 2 | 3 | 4 | 5 | 6 | | | |
| 1,5 | 1 | 40 | 2,35 | | n | n | n | n | n | 2815/... | | |
| 2,35 | 1,5 | 40 | 2,35 | | n | n | n | n | n | 2820/... | | |
| 4 | 3,5 | 38,5 | 2,35 | | n | n | n | n | n | 2843/... | | |
| 5 | 4 | 39 | 2,35 | | n | n | n | n | n | 2853/... | | |
| 6 | 5 | 40 | 2,35 | | n | n | n | n | n | 2863/... | | |
| 1,5 | 1 | 40 | 3,00 | | n | n | n | n | n | | 4815/... | |
| 2 | 1,5 | 40 | 3,00 | | n | n | n | n | n | | 4820/... | |
| 2,5 | 2 | 40 | 3,00 | | n | n | n | n | n | | 4825/... | |
| 3 | 2,5 | 40 | 3,00 | | n | n | n | n | n | | 4833/... | |
| 4 | 3,5 | 38,5 | 3,00 | | n | n | n | n | n | | 4843/... | |
| 5 | 4 | 39 | 3,00 | | n | n | n | n | n | | 4853/... | |
| 6 | 5 | 40 | 3,00 | | n | n | n | n | n | | 4863/... | |
| 4 | 3,5 | 50 | 6,00 | n | n | n | n | n | n | | | 380406/... |
| 6 | 5 | 50 | 6,00 | n | n | n | n | n | n | | | 380606/... |
| 8 | 7 | 52 | 6,00 | n | n | n | n | n | n | | | < 380806/... |
| 10 | 9 | 54 | 6,00 | n | n | n | n | n | n | | | < 381006/... |
| 12 | 11 | 56 | 6,00 | n | n | n | n | n | n | | | < 381206/... |
| 16 | 15 | 60 | 6,00 | n | n | n | n | n | n | | | < 381606/... |
| 16 | 15 | 60 | 8,00 | n | n | n | n | n | n | | | < 381608/... |
| 20 | 18 | 63 | 6,00 | n | n | n | n | n | n | | | < 382006/... |
| 20 | 18 | 63 | 8,00 | n | n | n | n | n | n | | | < 382008/... |

< С хвостовиком из закаленной стали

< With hardened steel shank


... Пожалуйста, всегда указывайте тип насечки (например 2015/ 4)

... Please always indicate cut type (example: 2015/4)

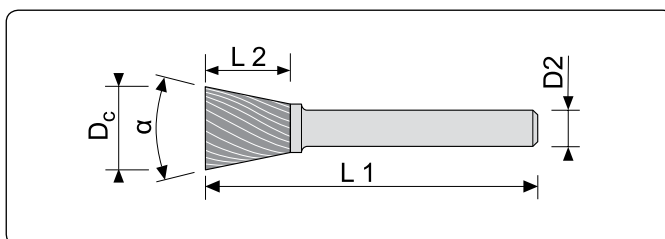


Форма WKN - Обратный конус 15° без торцевых зубьев Shape WKN - 15° Inverted cone without end cut

1



Cer-T покрытие по требованию заказчика
Cer-T coating upon request







| D _c h10 | L2 | L1 | D2 h6 | α | Тип насечки / Cut type | | | | | | 29 | 49 | 39 |
|-----------------------|-----|----|----------|-----|------------------------|---|---|---|---|---|------------|------------|--------------|
| | | | | | 1 | 2 | 3 | 4 | 5 | 6 | | | |
| 1,5 | 1,5 | 40 | 2,35 | 15° | | n | n | n | n | n | 2915/... | | |
| 2,35 | 2,5 | 40 | 2,35 | 15° | | n | n | n | n | n | 2920/... | | |
| 4 | 4 | 39 | 2,35 | 15° | | n | n | n | n | n | < 2943/... | | |
| 5 | 5 | 40 | 2,35 | 15° | | n | n | n | n | n | < 2953/... | | |
| 6 | 6 | 41 | 2,35 | 15° | | n | n | n | n | n | < 2963/... | | |
| 3 | 3 | 40 | 3,00 | 15° | | n | n | n | n | n | | 4933/... | |
| 4 | 4 | 39 | 3,00 | 15° | | n | n | n | n | n | | < 4943/... | |
| 5 | 5 | 40 | 3,00 | 15° | | n | n | n | n | n | | < 4953/... | |
| 6 | 6 | 41 | 3,00 | 15° | | n | n | n | n | n | | < 4963/... | |
| 4 | 4 | 50 | 6,00 | 15° | n | n | n | n | n | n | | | 390406/... |
| 6 | 6 | 50 | 6,00 | 15° | n | n | n | n | n | n | | | 390606/... |
| 8 | 8 | 53 | 6,00 | 15° | n | n | n | n | n | n | | | < 390806/... |
| 10 | 10 | 55 | 6,00 | 15° | n | n | n | n | n | n | | | < 391006/... |
| 12 | 12 | 57 | 6,00 | 15° | n | n | n | n | n | n | | | < 391206/... |
| 16 | 16 | 61 | 6,00 | 15° | n | n | n | n | n | n | | | < 391606/... |
| 20 | 20 | 65 | 6,00 | 15° | n | n | n | n | n | n | | | < 392006/... |
| 20 | 20 | 65 | 8,00 | 15° | n | n | n | n | n | n | | | < 392008/... |

< С хвостовиком из закаленной стали


< With hardened steel shank

... Пожалуйста, всегда указывайте тип насечки (например 2015/ 4)

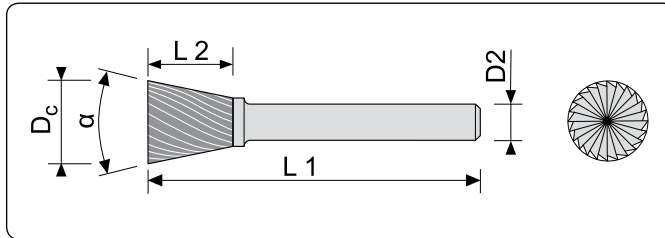
... Please always indicate cut type (example: 2015/4)



Форма WKN/ST - Обратный конус 15° с торцевыми зубьями
Shape WKN/ST - 15° Inverted cone with end cut



Cer-T покрытие по требованию заказчика
 Cer-T coating upon request



1


| D _c h10 | L2 | L1 | D2 h6 | α | Тип насечки / Cut type | | | | | | 29-ST | 49-ST | 39-ST |
|-----------------------|-----|----|----------|-----|------------------------|---|---|---|---|---|--------------|--------------|----------------|
| | | | | | 1 | 2 | 3 | 4 | 5 | 6 | | | |
| 1,5 | 1,5 | 40 | 2,35 | 15° | | n | n | n | n | n | 2915/...ST | | |
| 2,35 | 2,5 | 40 | 2,35 | 15° | | n | n | n | n | n | 2920/...ST | | |
| 4 | 4 | 39 | 2,35 | 15° | | n | n | n | n | n | < 2943/...ST | | |
| 5 | 5 | 40 | 2,35 | 15° | | n | n | n | n | n | < 2953/...ST | | |
| 6 | 6 | 41 | 2,35 | 15° | | n | n | n | n | n | < 2963/...ST | | |
| 3 | 3 | 40 | 3,00 | 15° | | n | n | n | n | n | | 4933/...ST | |
| 4 | 4 | 39 | 3,00 | 15° | | n | n | n | n | n | | < 4943/...ST | |
| 5 | 5 | 40 | 3,00 | 15° | | n | n | n | n | n | | < 4953/...ST | |
| 6 | 6 | 41 | 3,00 | 15° | | n | n | n | n | n | | < 4963/...ST | |
| 4 | 4 | 50 | 6,00 | 15° | n | n | n | n | n | n | | | 390406/...ST |
| 6 | 6 | 50 | 6,00 | 15° | n | n | n | n | n | n | | | 390606/...ST |
| 8 | 8 | 53 | 6,00 | 15° | n | n | n | n | n | n | | | < 390806/...ST |
| 10 | 10 | 55 | 6,00 | 15° | n | n | n | n | n | n | | | < 391006/...ST |
| 12 | 12 | 57 | 6,00 | 15° | n | n | n | n | n | n | | | < 391206/...ST |
| 16 | 16 | 61 | 6,00 | 15° | n | n | n | n | n | n | | | < 391606/...ST |
| 20 | 20 | 65 | 6,00 | 15° | n | n | n | n | n | n | | | < 392006/...ST |
| 20 | 20 | 65 | 8,00 | 15° | n | n | n | n | n | n | | | < 392008/...ST |

< С хвостовиком из закаленной стали




< With hardened steel shank

... Пожалуйста, всегда указывайте тип насечки (например 2015/ 4)



... Please always indicate cut type (example: 2015/4)



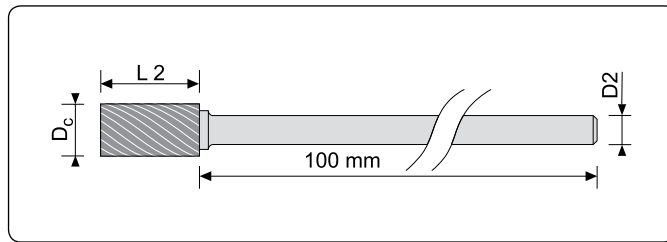
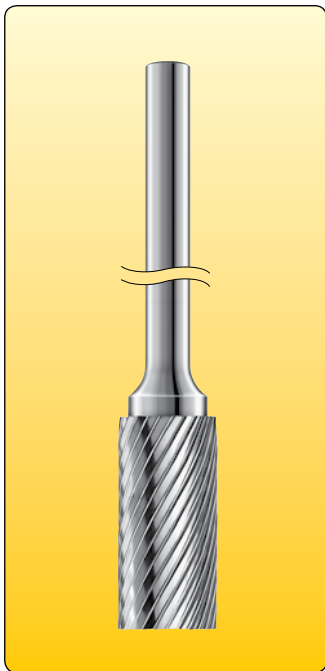
1

| | | | |
|-------------|--------|---|--|
| Набор / Set | Nr. 10 |  | <p>Набор №. 10 - включает: 4033 - 4133 - 4233 - 4333 - 4433 - 4533 - 4633 - 4733 - 4833 - 4933 Доступен тип насечки 3-4-5-6</p> <p><i>Set Nr. 10 - including:</i> 4033 - 4133 - 4233 - 4333 - 4433 - 4533 - 4633 - 4733 - 4833 - 4933 <i>Available in cut type 3-4-5-6</i></p> |
| Набор/ Set | Nr. 11 |  | <p>Набор №. 11 - включает: 4063 - 4163 - 4263 - 4363 - 4463 - 4563 - 4663 - 4763 - 4863 - 4963 Доступен тип насечки 2-3-4-5-6</p> <p><i>Set Nr. 11 - including:</i> 4063 - 4163 - 4263 - 4363 - 4463 - 4563 - 4663 - 4763 - 4863 - 4963 <i>Available in cut type 2-3-4-5-6</i></p> |
| Набор / Set | Nr. 12 |  | <p>Набор №. 12 - включает: 300606 - 310606 - 320606 - 330606 - 340606 - 350606 - 360606 - 370606 - 380606 - 390606 Доступен тип насечки 1-2-3-4-5-6</p> <p><i>Set Nr. 12 - including:</i> 300606 - 310606 - 320606 - 330606 - 340606 - 350606 - 360606 - 370606 - 380606 - 390606 <i>Available in cut type 1-2-3-4-5-6</i></p> |

Пневматическая шлифовальная машина 24.000 об/мин - : Расход воздуха 250 л/мин
AIR GRINDING UNIT 24.000 rpm - Air consumption: 250 l/min

| | | | |
|-------------|--------|---|--|
| Набор / Set | Nr. 13 |  |  <p>Набор №. 12 - включает: 301206/1 - 311206/2 - 321206/3 - 331206/4 - 341206/5 - 351206/3SP - 361206/3 - 371206/3 - 381206/6 - 391206/3 SMS 30 DC</p> <p><i>Set Nr. 13 - including:</i> 301206/1 - 311206/2 - 321206/3 - 331206/4 - 341206/5 - 351206/3SP - 361206/3 - 371206/3 - 381206/6 - 391206/3 SMS 30 DC</p> |
|-------------|--------|---|--|

Борфрезы с хвостовиком 100 mm
Rotary burs shank length 100 mm







HM
CK 30 F
Fine





WN
lang



1

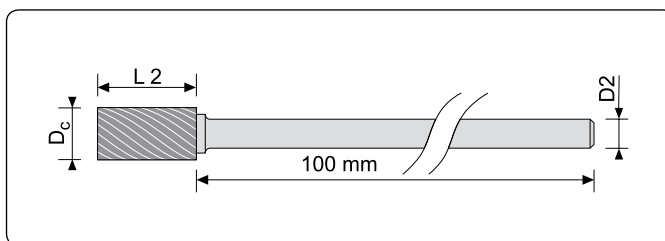
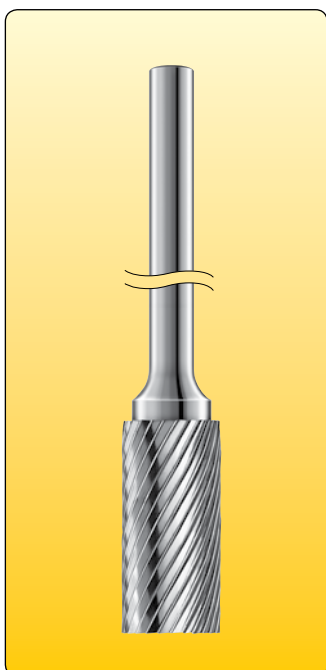
| D _c | L2 | D2 | Тип насечки / Cut type | | | | | | Код заказа Order code | Вид Design |
|----------------|----|----|------------------------|---|---|---|---|---|--------------------------|---|
| | | | 1 | 2 | 3 | 4 | 5 | 6 | | |
| 6 | 18 | 6 | | | n | n | | n | 300606/...x100 | Форма - Shape ZYA арт. 30  |
| 8 | 18 | 6 | | | n | n | | n | 300806/...x100 | |
| 10 | 20 | 6 | | | n | n | | n | 301006/...x100 | |
| 12 | 25 | 6 | | | n | n | | n | 301206/...x100 | |
| 16 | 25 | 6 | | | n | n | | n | 301606/...x100 | |
| 16 | 25 | 8 | | | n | n | | n | 301608/...x100 | |
| 20 | 25 | 6 | | | n | n | | n | 302006/...x100 | |
| 20 | 25 | 8 | | | n | n | | n | 302008/...x100 | |
| 6 | 18 | 6 | | | n | n | | n | 300606/...STx100 | Форма - Shape ZYA-ST арт. 30-ST  |
| 8 | 18 | 6 | | | n | n | | n | 300806/...STx100 | |
| 10 | 20 | 6 | | | n | n | | n | 301006/...STx100 | |
| 12 | 25 | 6 | | | n | n | | n | 301206/...STx100 | |
| 16 | 25 | 6 | | | n | n | | n | 301606/...STx100 | |
| 16 | 25 | 8 | | | n | n | | n | 301608/...STx100 | |
| 20 | 25 | 6 | | | n | n | | n | 302006/...STx100 | |
| 20 | 25 | 8 | | | n | n | | n | 302008/...STx100 | |
| 6 | 18 | 6 | | | n | n | | n | 310606/...x100 | Форма - Shape WRC арт. 31  |
| 8 | 18 | 6 | | | n | n | | n | 310806/...x100 | |
| 10 | 20 | 6 | | | n | n | | n | 311006/...x100 | |
| 12 | 25 | 6 | | | n | n | | n | 311206/...x100 | |
| 16 | 25 | 6 | | | n | n | | n | 311606/...x100 | |
| 16 | 25 | 8 | | | n | n | | n | 311608/...x100 | |
| 20 | 25 | 6 | | | n | n | | n | 312006/...x100 | |
| 20 | 25 | 8 | | | n | n | | n | 312008/...x100 | |
| 6 | 20 | 6 | | | n | n | | n | 320606/...x100 | Форма - Shape KEL-14° арт. 32  |
| 8 | 24 | 6 | | | n | n | | n | 320806/...x100 | |
| 10 | 28 | 6 | | | n | n | | n | 321006/...x100 | |
| 12 | 30 | 6 | | | n | n | | n | 321206/...x100 | |
| 16 | 38 | 6 | | | n | n | | n | 321606/...x100 | |
| 16 | 38 | 8 | | | n | n | | n | 321608/...x100 | |
| 20 | 42 | 6 | | | n | n | | n | 322006/...x100 | |
| 20 | 42 | 8 | | | n | n | | n | 322008/...x100 | |





...Пожалуйста, всегда указывайте тип насечки (напр: 2015/4) ... Please always indicate cut type (example: 2015/4)








Борфрезы с хвостовиком 100 mm Rotary burs shank length 100 mm

1

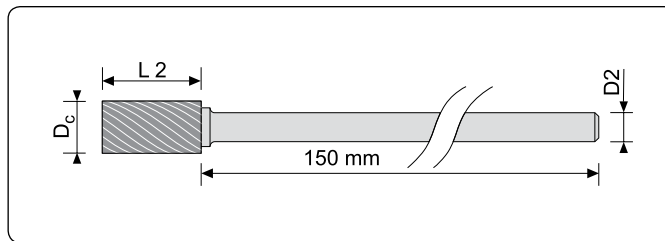
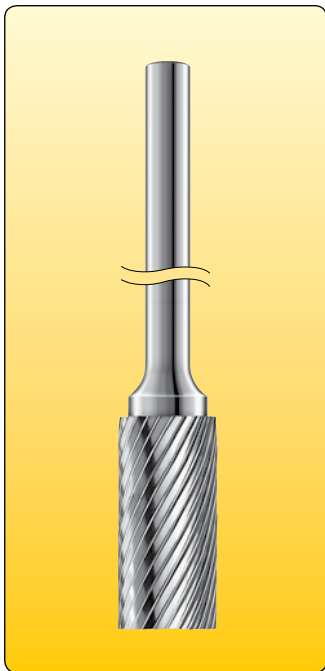


| D _c | L2 | D2 | Тип насечки / Cut type | | | | | | Код заказа Order code | Вид Design |
|----------------|----|----|------------------------|---|---|---|---|---|--------------------------|--|
| | | | 1 | 2 | 3 | 4 | 5 | 6 | | |
| 6 | 18 | 6 | | | n | n | | | 330606/...x100 |  Форма - Shape RBF Арт. 33 |
| 8 | 16 | 6 | | | n | n | | | 330806/...x100 | |
| 10 | 20 | 6 | | | n | n | | | 331006/...x100 | |
| 12 | 25 | 6 | | | n | n | | | 331206/...x100 | |
| 16 | 28 | 6 | | | n | n | | | 331606/...x100 | |
| 16 | 28 | 8 | | | n | n | | | 331608/...x100 | |
| 20 | 35 | 6 | | | n | n | | | 332006/...x100 | |
| 20 | 35 | 8 | | | n | n | | | 332008/...x100 | |
| 6 | 18 | 6 | | | n | n | | | 340606/...x100 |  Форма - Shape SPG Арт. 34 |
| 8 | 16 | 6 | | | n | n | | | 340806/...x100 | |
| 10 | 20 | 6 | | | n | n | | | 341006/...x100 | |
| 12 | 25 | 6 | | | n | n | | | 341206/...x100 | |
| 16 | 28 | 6 | | | n | n | | | 341606/...x100 | |
| 16 | 28 | 8 | | | n | n | | | 341608/...x100 | |
| 20 | 40 | 6 | | | n | n | | | 342006/...x100 | |
| 20 | 40 | 8 | | | n | n | | | 342008/...x100 | |
| 6 | 9 | 6 | | | n | n | | | 370606/...x100 |  Форма - Shape TRE Арт. 37 |
| 8 | 14 | 6 | | | n | n | | | 370806/...x100 | |
| 10 | 16 | 6 | | | n | n | | | 371006/...x100 | |
| 12 | 21 | 6 | | | n | n | | | 371206/...x100 | |
| 16 | 25 | 6 | | | n | n | | | 371606/...x100 | |
| 16 | 25 | 8 | | | n | n | | | 371608/...x100 | |
| 20 | 25 | 6 | | | n | n | | | 372006/...x100 | |
| 20 | 25 | 8 | | | n | n | | | 372008/...x100 | |
| 6 | 5 | 6 | | | n | n | | | 380606/...x100 |  Форма - Shape KUD Арт. 38 |
| 8 | 7 | 6 | | | n | n | | | 380806/...x100 | |
| 10 | 9 | 6 | | | n | n | | | 381006/...x100 | |
| 12 | 11 | 6 | | | n | n | | | 381206/...x100 | |
| 16 | 15 | 6 | | | n | n | | | 381606/...x100 | |
| 16 | 15 | 8 | | | n | n | | | 381608/...x100 | |
| 20 | 18 | 6 | | | n | n | | | 382006/...x100 | |
| 20 | 18 | 8 | | | n | n | | | 382008/...x100 | |

... Пожалуйста, всегда указывайте тип насечки (напр: 2015/4) ... Please always indicate cut type (example: 2015/4)



Борфрезы с хвостовиком 150 mm
Rotary burs shank length 150 mm



HM
CK 30 F
Fine






WN
überlang



1

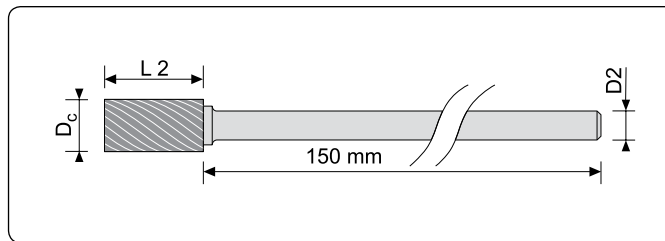
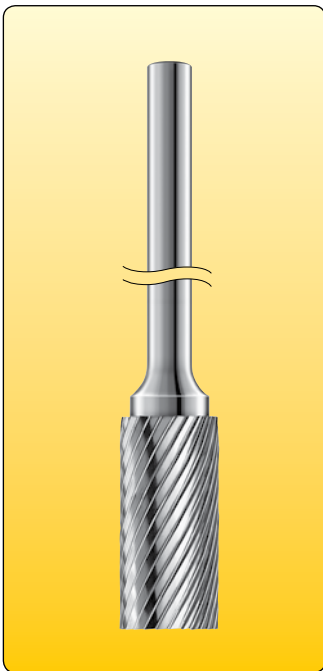
| D _c | L2 | D2 | Тип насечки/ Cut type | | | | | | Код заказа ¹ | Форма - Shape | Арт. |
|----------------|----|----|-----------------------|---|---|---|---|---|-------------------------|-----------------------|------------|
| | | | 1 | 2 | 3 | 4 | 5 | 6 | | | |
| 6 | 18 | 6 | | | n | n | | n | 300606/...x150 | Форма - Shape ZYA | Арт. 30 |
| 8 | 18 | 6 | | | n | n | | n | 300806/...x150 | | |
| 10 | 20 | 6 | | | n | n | | n | 301006/...x150 | | |
| 12 | 25 | 6 | | | n | n | | n | 301206/...x150 | | |
| 16 | 25 | 6 | | | n | n | | n | 301606/...x150 | | |
| 16 | 25 | 8 | | | n | n | | n | 301608/...x150 | | |
| 20 | 25 | 6 | | | n | n | | n | 302006/...x150 | | |
| 20 | 25 | 8 | | | n | n | | n | 302008/...x150 | | |
| 6 | 18 | 6 | | | n | n | | n | 300606/...STx150 | Форма - Shape ZYA-ST | Арт. 30-ST |
| 8 | 18 | 6 | | | n | n | | n | 300806/...STx150 | | |
| 10 | 20 | 6 | | | n | n | | n | 301006/...STx150 | | |
| 12 | 25 | 6 | | | n | n | | n | 301206/...STx150 | | |
| 16 | 25 | 6 | | | n | n | | n | 301606/...STx150 | | |
| 16 | 25 | 8 | | | n | n | | n | 301608/...STx150 | | |
| 20 | 25 | 6 | | | n | n | | n | 302006/...STx150 | | |
| 20 | 25 | 8 | | | n | n | | n | 302008/...STx150 | | |
| 6 | 18 | 6 | | | n | n | | n | 310606/...x150 | Форма - Shape WRC | Арт. 31 |
| 8 | 18 | 6 | | | n | n | | n | 310806/...x150 | | |
| 10 | 20 | 6 | | | n | n | | n | 311006/...x150 | | |
| 12 | 25 | 6 | | | n | n | | n | 311206/...x150 | | |
| 16 | 25 | 6 | | | n | n | | n | 311606/...x150 | | |
| 16 | 25 | 8 | | | n | n | | n | 311608/...x150 | | |
| 20 | 25 | 6 | | | n | n | | n | 312006/...x150 | | |
| 20 | 25 | 8 | | | n | n | | n | 312008/...x150 | | |
| 6 | 20 | 6 | | | n | n | | n | 320606/...x150 | Форма - Shape KEL-14° | Арт. 32 |
| 8 | 24 | 6 | | | n | n | | n | 320806/...x150 | | |
| 10 | 28 | 6 | | | n | n | | n | 321006/...x150 | | |
| 12 | 30 | 6 | | | n | n | | n | 321206/...x150 | | |
| 16 | 38 | 6 | | | n | n | | n | 321606/...x150 | | |
| 16 | 38 | 8 | | | n | n | | n | 321608/...x150 | | |
| 20 | 42 | 6 | | | n | n | | n | 322006/...x150 | | |
| 20 | 42 | 8 | | | n | n | | n | 322008/...x150 | | |





... Пожалуйста, всегда указывайте тип насечки (напр: 2015/4) ... Please always indicate cut type (example: 2015/4)








Борфрезы с хвостовиком 150 mm Rotary burs shank length 150 mm

1

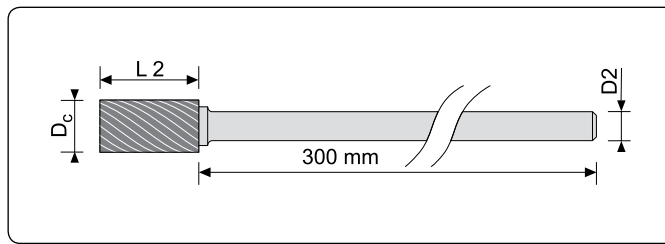
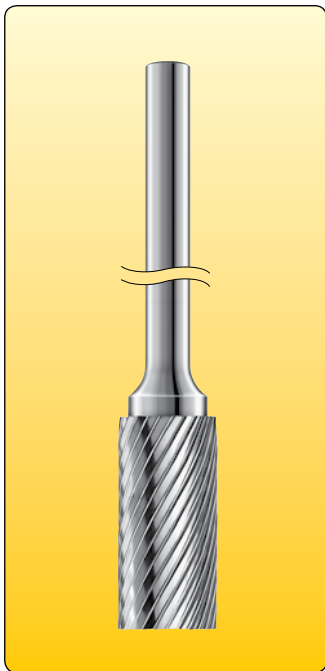


| D _c | L2 | D2 | Тип насечки / Cut type | | | | | | Код заказа Order code | Вид Design |
|----------------|----|----|------------------------|---|---|---|---|---|--------------------------|---|
| | | | 1 | 2 | 3 | 4 | 5 | 6 | | |
| 6 | 18 | 6 | | | n | n | | | 330606/...x150 |  Форма - Shape RBF Арт. 33 |
| 8 | 16 | 6 | | | n | n | | | 330806/...x150 | |
| 10 | 20 | 6 | | | n | n | | | 331006/...x150 | |
| 12 | 25 | 6 | | | n | n | | | 331206/...x150 | |
| 16 | 28 | 6 | | | n | n | | | 331606/...x150 | |
| 16 | 28 | 8 | | | n | n | | | 331608/...x150 | |
| 20 | 35 | 6 | | | n | n | | | 332006/...x150 | |
| 20 | 35 | 8 | | | n | n | | | 332008/...x150 | |
| 6 | 18 | 6 | | | n | n | | | 344606/...x150 |  Форма - Shape SPG Арт. 34 |
| 8 | 16 | 6 | | | n | n | | | 344806/...x150 | |
| 10 | 20 | 6 | | | n | n | | | 341006/...x150 | |
| 12 | 25 | 6 | | | n | n | | | 341206/...x150 | |
| 16 | 28 | 6 | | | n | n | | | 341606/...x150 | |
| 16 | 28 | 8 | | | n | n | | | 341608/...x150 | |
| 20 | 40 | 6 | | | n | n | | | 342006/...x150 | |
| 20 | 40 | 8 | | | n | n | | | 342008/...x150 | |
| 6 | 9 | 6 | | | n | n | | | 370606/...x150 |  Форма - Shape TRE Арт. 37 |
| 8 | 14 | 6 | | | n | n | | | 370806/...x150 | |
| 10 | 16 | 6 | | | n | n | | | 371006/...x150 | |
| 12 | 21 | 6 | | | n | n | | | 371206/...x150 | |
| 16 | 25 | 6 | | | n | n | | | 371606/...x150 | |
| 16 | 25 | 8 | | | n | n | | | 371608/...x150 | |
| 20 | 25 | 6 | | | n | n | | | 372006/...x150 | |
| 20 | 25 | 8 | | | n | n | | | 372008/...x150 | |
| 6 | 5 | 6 | | | n | n | | | 380606/...x150 |  Форма - Shape KUD Арт. 38 |
| 8 | 7 | 6 | | | n | n | | | 380806/...x150 | |
| 10 | 9 | 6 | | | n | n | | | 381006/...x150 | |
| 12 | 11 | 6 | | | n | n | | | 381206/...x150 | |
| 16 | 15 | 6 | | | n | n | | | 381606/...x150 | |
| 16 | 15 | 8 | | | n | n | | | 381608/...x150 | |
| 20 | 18 | 6 | | | n | n | | | 382006/...x150 | |
| 20 | 18 | 8 | | | n | n | | | 382008/...x150 | |

...¹ Пожалуйста, всегда указывайте тип насечки (напр: 2015/4) ... Please always indicate cut type (example: 2015/4)



Борфрезы с хвостовиком 300 mm
Rotary burs shank length 300 mm







HM
CK 30 F
Fine

WN
extra
lang







Vc
-30%

1

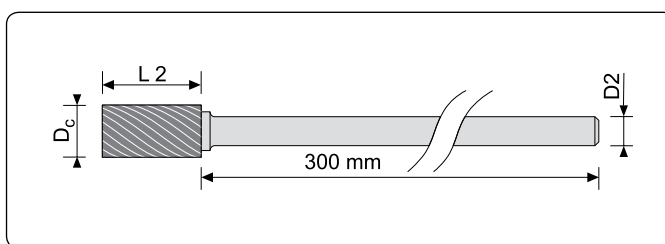
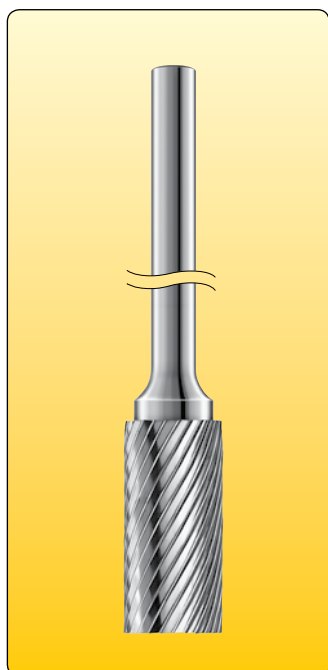
| D _c | L2 | D2 | Тип насечки / Cut type | | | | | | Код заказа Order code | Вид Design |
|----------------|----|----|------------------------|---|---|---|---|---|--------------------------|--|
| | | | 1 | 2 | 3 | 4 | 5 | 6 | | |
| 6 | 18 | 6 | | | n | n | | n | 300606/...x300 | Форма - Shape ZYA Арт. 30  |
| 8 | 18 | 6 | | | n | n | | n | 300806/...x300 | |
| 10 | 20 | 6 | | | n | n | | n | 301006/...x300 | |
| 12 | 25 | 6 | | | n | n | | n | 301206/...x300 | |
| 16 | 25 | 6 | | | n | n | | n | 301606/...x300 | |
| 16 | 25 | 8 | | | n | n | | n | 301608/...x300 | |
| 20 | 25 | 6 | | | n | n | | n | 302006/...x300 | |
| 20 | 25 | 6 | | | n | n | | n | 302008/...x300 | |
| 20 | 25 | 8 | | | n | n | | n | 302008/...x300 | |
| 6 | 18 | 6 | | | n | n | | n | 300606/...STx300 | Форма - Shape ZYA-ST Арт.30-ST  |
| 8 | 18 | 6 | | | n | n | | n | 300806/...STx300 | |
| 10 | 20 | 6 | | | n | n | | n | 301006/...STx300 | |
| 12 | 25 | 6 | | | n | n | | n | 301206/...STx300 | |
| 16 | 25 | 6 | | | n | n | | n | 301606/...STx300 | |
| 16 | 25 | 8 | | | n | n | | n | 301608/...STx300 | |
| 20 | 25 | 6 | | | n | n | | n | 302006/...STx300 | |
| 20 | 25 | 6 | | | n | n | | n | 302008/...STx300 | |
| 20 | 25 | 8 | | | n | n | | n | 302008/...STx300 | |
| 6 | 18 | 6 | | | n | n | | n | 310606/...x300 | Форма - Shape WRC Арт. 31  |
| 8 | 18 | 6 | | | n | n | | n | 310806/...x300 | |
| 10 | 20 | 6 | | | n | n | | n | 311006/...x300 | |
| 12 | 25 | 6 | | | n | n | | n | 311206/...x300 | |
| 16 | 25 | 6 | | | n | n | | n | 311606/...x300 | |
| 16 | 25 | 8 | | | n | n | | n | 311608/...x300 | |
| 20 | 25 | 6 | | | n | n | | n | 312006/...x300 | |
| 20 | 25 | 6 | | | n | n | | n | 312008/...x300 | |
| 20 | 25 | 8 | | | n | n | | n | 312008/...x300 | |
| 6 | 20 | 6 | | | n | n | | n | 320606/...x300 | Форма - Shape KEL-14° Арт. 32  |
| 8 | 24 | 6 | | | n | n | | n | 320806/...x300 | |
| 10 | 28 | 6 | | | n | n | | n | 321006/...x300 | |
| 12 | 30 | 6 | | | n | n | | n | 321206/...x300 | |
| 16 | 38 | 6 | | | n | n | | n | 321606/...x300 | |
| 16 | 38 | 8 | | | n | n | | n | 321608/...x300 | |
| 20 | 42 | 6 | | | n | n | | n | 322006/...x300 | |
| 20 | 42 | 6 | | | n | n | | n | 322008/...x300 | |
| 20 | 42 | 8 | | | n | n | | n | 322008/...x300 | |





... Пожалуйста, всегда указывайте тип насечки (напр: 2015/4) ... Please always indicate cut type (example: 2015/4)







Борфрезы с хвостовиком 300 mm Rotary burs shank length 300 mm

1



| D _c | L2 | D2 | Тип насечки / Cut type | | | | | | Код заказа Order code | Вид Design |
|----------------|----|----|------------------------|---|---|---|---|---|--------------------------|--|
| | | | 1 | 2 | 3 | 4 | 5 | 6 | | |
| 6 | 18 | 6 | | | n | n | | | 330606/...x300 | Форма - Shape RBF Арт. 33  |
| 8 | 16 | 6 | | | n | n | | | 330806/...x300 | |
| 10 | 20 | 6 | | | n | n | | | 333006/...x300 | |
| 12 | 25 | 6 | | | n | n | | | 331006/...x300 | |
| 16 | 28 | 6 | | | n | n | | | 331606/...x300 | |
| 16 | 28 | 8 | | | n | n | | | 331608/...x300 | |
| 20 | 35 | 6 | | | n | n | | | 332006/...x300 | |
| 20 | 35 | 8 | | | n | n | | | 332008/...x300 | |
| 6 | 18 | 6 | | | n | n | | | 340606/...x300 | Форма - Shape SPG Арт. 34  |
| 8 | 16 | 6 | | | n | n | | | 340806/...x300 | |
| 10 | 20 | 6 | | | n | n | | | 341006/...x300 | |
| 12 | 25 | 6 | | | n | n | | | 341206/...x300 | |
| 16 | 28 | 6 | | | n | n | | | 341606/...x300 | |
| 16 | 28 | 8 | | | n | n | | | 341608/...x300 | |
| 20 | 40 | 6 | | | n | n | | | 342006/...x300 | |
| 20 | 40 | 8 | | | n | n | | | 342008/...x300 | |
| 6 | 9 | 6 | | | n | n | | | 370606/...x300 | Форма - Shape TRE Арт. 37  |
| 8 | 14 | 6 | | | n | n | | | 370806/...x300 | |
| 10 | 16 | 6 | | | n | n | | | 371006/...x300 | |
| 12 | 21 | 6 | | | n | n | | | 371206/...x300 | |
| 16 | 25 | 6 | | | n | n | | | 371606/...x300 | |
| 16 | 25 | 8 | | | n | n | | | 371608/...x300 | |
| 20 | 25 | 6 | | | n | n | | | 372006/...x300 | |
| 20 | 25 | 8 | | | n | n | | | 372008/...x300 | |
| 6 | 5 | 6 | | | n | n | | | 380606/...x300 | Форма - Shape KUD Арт. 38  |
| 8 | 7 | 6 | | | n | n | | | 380806/...x300 | |
| 10 | 9 | 6 | | | n | n | | | 381006/...x300 | |
| 12 | 11 | 6 | | | n | n | | | 381206/...x300 | |
| 16 | 15 | 6 | | | n | n | | | 381606/...x300 | |
| 16 | 15 | 8 | | | n | n | | | 381608/...x300 | |
| 20 | 18 | 6 | | | n | n | | | 382006/...x300 | |
| 20 | 18 | 8 | | | n | n | | | 382008/...x300 | |

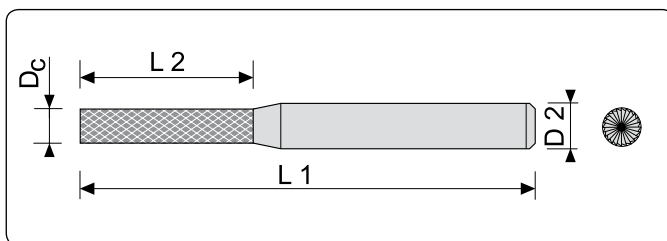
... Пожалуйста, всегда указывайте тип насечки (напр: 2015/4) ... Please always indicate cut type (example: 2015/4)



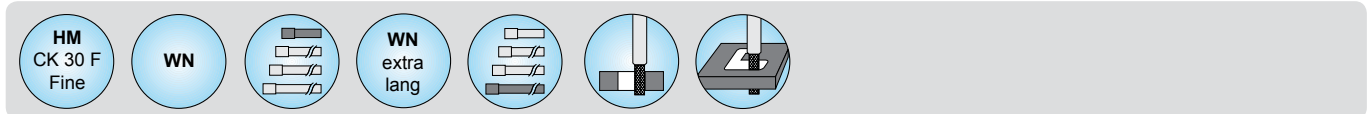
Борфрезы с торцевыми зубьями для обработки штампов и пресс форм
Mould, tool and die making rotary burs with end cut



Cer-T покрытие по требованию заказчика
 Cer-T coating upon request




1




| D _c h10 | L2 | L1 | D2 h6 | Тип насечки / Cut type | | | | | | Тип насечки 4 Cut type 4 | Тип насечки 6 Cut type 6 |
|-----------------------|----|-----|----------|------------------------|---|---|---|---|---|-----------------------------|-----------------------------|
| | | | | 1 | 2 | 3 | 4 | 5 | 6 | | |
| 1 | 6 | 50 | 3,00 | | | | n | | n | 4010/4STx050 | 4010/6STx050 |
| 1 | 6 | 65 | 3,00 | | | | n | | n | 4010/4STx065 | 4010/6STx065 |
| 1 | 6 | 70 | 3,00 | | | | n | | n | 4010/4STx070 | 4010/6STx070 |
| 1 | 6 | 80 | 3,00 | | | | n | | n | 4010/4STx080 | 4010/6STx080 |
| 1 | 6 | 90 | 3,00 | | | | n | | n | 4010/4STx090 | 4010/6STx090 |
| 1 | 6 | 100 | 3,00 | | | | n | | n | 4010/4STx100 | 4010/6STx100 |
| 1,5 | 8 | 50 | 3,00 | | | | n | | n | 4015/4STx050 | 4015/6STx050 |
| 1,5 | 8 | 65 | 3,00 | | | | n | | n | 4015/4STx065 | 4015/6STx065 |
| 1,5 | 8 | 70 | 3,00 | | | | n | | n | 4015/4STx070 | 4015/6STx070 |
| 1,5 | 8 | 80 | 3,00 | | | | n | | n | 4015/4STx080 | 4015/6STx080 |
| 1,5 | 8 | 90 | 3,00 | | | | n | | n | 4015/4STx090 | 4015/6STx090 |
| 1,5 | 8 | 100 | 3,00 | | | | n | | n | 4015/4STx100 | 4015/6STx100 |
| 2 | 10 | 50 | 3,00 | | | | n | | n | 4020/4STx050 | 4020/6STx050 |
| 2 | 10 | 65 | 3,00 | | | | n | | n | 4020/4STx065 | 4020/6STx065 |
| 2 | 10 | 70 | 3,00 | | | | n | | n | 4020/4STx070 | 4020/6STx070 |
| 2 | 10 | 80 | 3,00 | | | | n | | n | 4020/4STx080 | 4020/6STx080 |
| 2 | 10 | 90 | 3,00 | | | | n | | n | 4020/4STx090 | 4020/6STx090 |
| 2 | 10 | 100 | 3,00 | | | | n | | n | 4020/4STx100 | 4020/6STx100 |

...Пожалуйста, всегда указывайте тип насечки (напр: 2015/4) ... Please always indicate cut type (example: 2015/4)

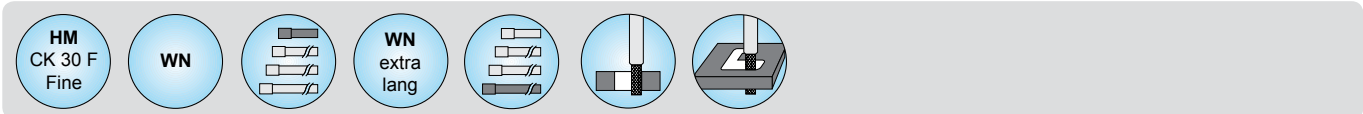
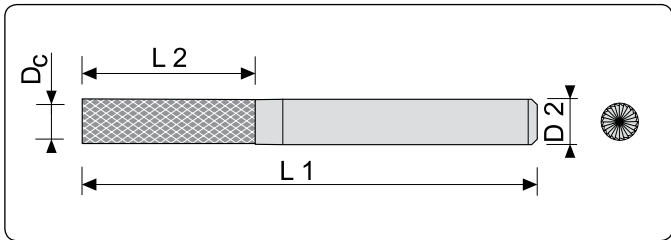


Борфрезы с торцевыми зубьями для обработки штампов и пресс форм
Mould, tool and die making rotary burs with end cut

1




Cer-T покрытие по требованию заказчика
 Cer-T coating upon request



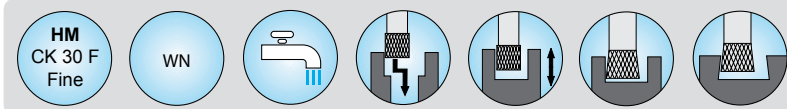
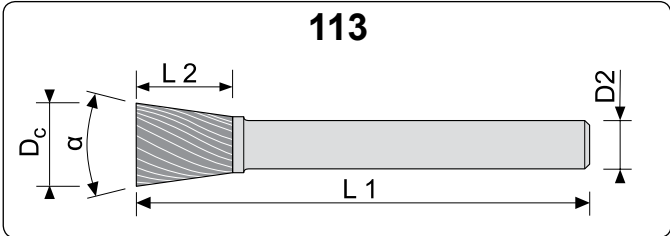
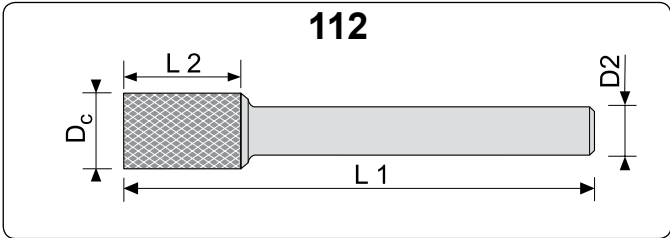


| D _c h10 | L2 | L1 | D2 h6 | Тип насечки / Cut type | | | | | | Тип насечки 4 Cut type 4 | Тип насечки 6 Cut type 6 |
|-----------------------|----|-----|----------|------------------------|---|---|---|---|---|-----------------------------|-----------------------------|
| | | | | 1 | 2 | 3 | 4 | 5 | 6 | | |
| 2,5 | 12 | 50 | 3,00 | | | | n | | n | 4025/4STx050 | 4025/6STx050 |
| 2,5 | 12 | 65 | 3,00 | | | | n | | n | 4025/4STx065 | 4025/6STx065 |
| 2,5 | 12 | 70 | 3,00 | | | | n | | n | 4025/4STx070 | 4025/6STx070 |
| 2,5 | 12 | 80 | 3,00 | | | | n | | n | 4025/4STx080 | 4025/6STx080 |
| 2,5 | 12 | 90 | 3,00 | | | | n | | n | 4025/4STx090 | 4025/6STx090 |
| 2,5 | 12 | 100 | 3,00 | | | | n | | n | 4025/4STx100 | 4025/6STx100 |
| 3 | 14 | 50 | 3,00 | | | | n | | n | 4033/4STx050 | 4033/6STx050 |
| 3 | 14 | 65 | 3,00 | | | | n | | n | 4033/4STx065 | 4033/6STx065 |
| 3 | 14 | 70 | 3,00 | | | | n | | n | 4033/4STx070 | 4033/6STx070 |
| 3 | 14 | 80 | 3,00 | | | | n | | n | 4033/4STx080 | 4033/6STx080 |
| 3 | 14 | 90 | 3,00 | | | | n | | n | 4033/4STx090 | 4033/6STx090 |
| 3 | 14 | 100 | 3,00 | | | | n | | n | 4033/4STx100 | 4033/6STx100 |

...Пожалуйста, всегда указывайте тип насечки (напр: 2015/4) ... Please always indicate cut type (example: 2015/4)



Фрезы для внутреннего шлифования - мелкая насечка
Internal grinding tools with fine cut


Cer-T покрытие по требованию заказчика
 Cer-T coating upon request



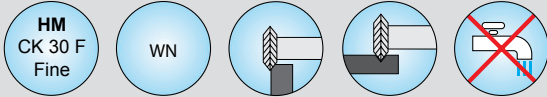
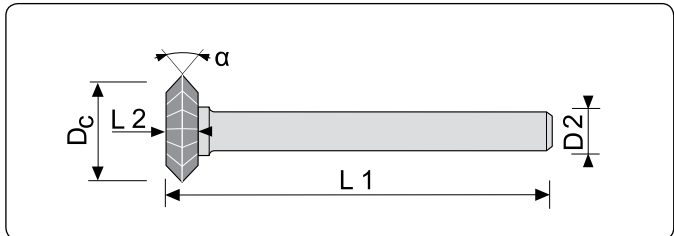
| D _c h10 | L2 | L1 | D2 h6 | a | 112 | 113 |
|-----------------------|----|----|----------|----|---------|---------|
| 2 | 4 | 40 | 3 | | 112.020 | |
| 2,5 | 4 | 40 | 3 | | 112.025 | |
| 3 | 5 | 50 | 3 | | 112.030 | |
| 4 | 6 | 60 | 4 | | 112.040 | |
| 6 | 6 | 66 | 6 | | 112.060 | |
| 8 | 8 | 70 | 6 | | 112.080 | |
| 10 | 10 | 70 | 8 | | 112.100 | |
| 2 | 3 | 40 | 3 | 7° | | 113.020 |
| 2,5 | 3 | 40 | 3 | 7° | | 113.025 |
| 3 | 4 | 50 | 3 | 7° | | 113.030 |
| 4 | 5 | 60 | 4 | 7° | | 113.040 |
| 6 | 6 | 66 | 6 | 7° | | 113.060 |
| 8 | 8 | 70 | 6 | 7° | | 113.080 |
| 10 | 10 | 70 | 8 | 7° | | 113.100 |
| | | | | | | |
| | | | | | | |
| | | | | | | |
| | | | | | | |
| | | | | | | |
| | | | | | | |
| | | | | | | |
| | | | | | | |

Пазовые угловые фрезы - 90° - 100° - 110°
Grove cutters at 90° - 100° - 110°

1



Cer-T покрытие по требованию заказчика
 Cer-T coating upon request

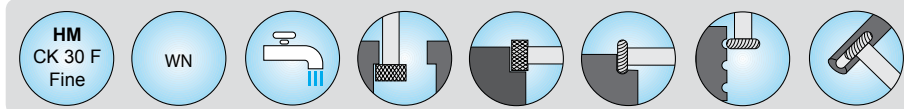
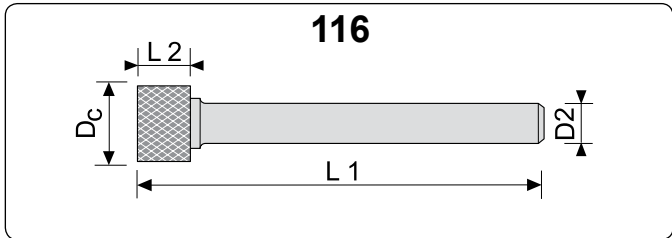
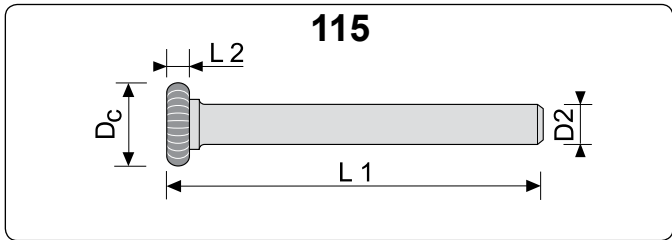
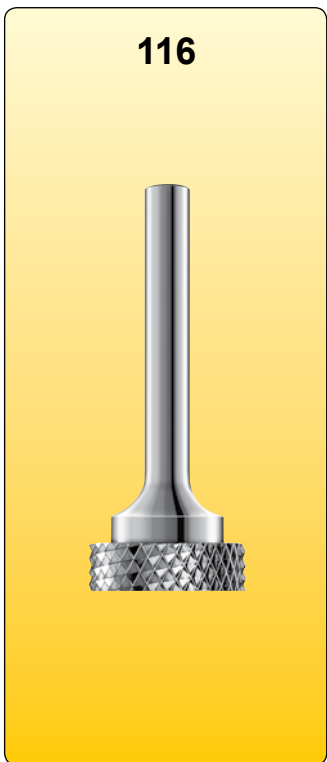



| D _c h10 | L2 | L1 | D2 h6 | a | Z | 114-90° | 114-100° | 114-110° |
|-----------------------|-----|----|----------|------|----|--------------|---------------|---------------|
| 10 | 1,5 | 47 | 6 | 90° | 20 | 114.1015-90° | 114.1015-100° | 114.1015-110° |
| 12 | 1,5 | 47 | 6 | 90° | 24 | 114.1215-90° | 114.1215-100° | 114.1215-110° |
| 16 | 1,5 | 47 | 6 | 90° | 30 | 114.1615-90° | 114.1615-100° | 114.1615-110° |
| 20 | 1,5 | 47 | 6 | 90° | 35 | 114.2015-90° | 114.2015-100° | 114.2015-110° |
| 10 | 2 | 47 | 6 | 100° | 20 | 114.1020-90° | 114.1020-100° | 114.1020-110° |
| 12 | 2 | 47 | 6 | 100° | 24 | 114.1220-90° | 114.1220-100° | 114.1220-110° |
| 16 | 2 | 47 | 6 | 100° | 30 | 114.1620-90° | 114.1620-100° | 114.1620-110° |
| 20 | 2 | 47 | 6 | 100° | 35 | 114.2020-90° | 114.2020-100° | 114.2020-110° |
| 10 | 2,5 | 47 | 6 | 110° | 20 | 114.1025-90° | 114.1025-100° | 114.1025-110° |
| 12 | 2,5 | 47 | 6 | 110° | 24 | 114.1225-90° | 114.1225-100° | 114.1225-110° |
| 16 | 2,5 | 47 | 6 | 110° | 30 | 114.1625-90° | 114.1625-100° | 114.1625-110° |
| 20 | 2,5 | 47 | 6 | 110° | 35 | 114.2025-90° | 114.2025-100° | 114.2025-110° |
| | | | | | | | | |
| | | | | | | | | |
| | | | | | | | | |
| | | | | | | | | |
| | | | | | | | | |
| | | | | | | | | |
| | | | | | | | | |
| | | | | | | | | |
| | | | | | | | | |

Дисковые прямые или радиусные фрезы
Disc cutters straight or with radius

Cer-T покрытие по требованию заказчика
 Cer-T coating upon request

1



| D _c h10 | L2 | L1 | D2 h6 | Z 115 | 115 | 116 |
|-----------------------|----|----|----------|----------|--------------|--------------|
| 10 | 2 | 47 | 6 | 20 | 115.10063x02 | 116.10064x02 |
| 10 | 3 | 48 | 6 | 20 | 115.10063x03 | 116.10064x03 |
| 10 | 4 | 49 | 6 | 20 | 115.10063x04 | 116.10064x04 |
| 10 | 6 | 51 | 6 | 20 | 115.10063x06 | 116.10064x06 |
| 12 | 2 | 47 | 6 | 24 | 115.12063x02 | 116.12064x02 |
| 12 | 3 | 48 | 6 | 24 | 115.12063x03 | 116.12064x03 |
| 12 | 4 | 49 | 6 | 24 | 115.12063x04 | 116.12064x04 |
| 12 | 6 | 51 | 6 | 24 | 115.12063x06 | 116.12064x06 |
| 16 | 2 | 47 | 6 | 30 | 115.16063x02 | 116.16064x02 |
| 16 | 3 | 48 | 6 | 30 | 115.16063x03 | 116.16064x03 |
| 16 | 4 | 49 | 6 | 30 | 115.16063x04 | 116.16064x04 |
| 16 | 6 | 51 | 6 | 30 | 115.16063x06 | 116.16064x06 |
| 16 | 8 | 53 | 6 | 30 | 115.16063x08 | 116.16064x08 |
| 20 | 2 | 47 | 6 | 35 | 115.20063x02 | 116.20064x02 |
| 20 | 4 | 49 | 6 | 35 | 115.20063x04 | 116.20064x04 |
| 20 | 6 | 51 | 6 | 35 | 115.20063x06 | 116.20064x06 |
| 20 | 8 | 53 | 6 | 35 | 115.20063x08 | 116.20064x08 |
| 20 | 10 | 55 | 6 | 35 | 115.20063x10 | 116.20064x10 |
| | | | | | | |
| | | | | | | |
| | | | | | | |

